




VIEW WIRELESS

VIEW 
IoT smart life

Transform your home
Your wiring device becomes connected

I'm go away.
Turn off all
scenario.



Home becomes connected.

For new systems or renovations with every Vimar wiring series.

The View Wireless system is designed to **manage lighting in environments, roller shutters or motorised curtains, temperature, access control, control energy consumption and set scenarios**, with the utmost simplicity using **traditional 1-way switches**, via **app** or directly **by voice**.

View Wireless is **ideal for renovations** or to **boost the functions of an existing system**, and it is a **useful means of support** for the elderly and people with restricted mobility.

New!



temperature and access control management



16
SCENARIOS

Wiring series become connected:



EIKON



ARKÉ



PLANA




IDEA



NEVE UP

Dim the lights 50%



Go from action to interaction.

Thanks to the wireless connectivity, you can control and manage lights, roller shutters, temperature and energy consumptions, simply from your smartphone or naturally using your voice directly.




Easier, more functional.

Compared to a traditional system, the connected system makes it possible to have more functions **at hand**, or **vocally controllable**. A connected home thus guarantees **greater comfort, more efficiency** and **security** both when you are inside the environments as well as when you are out of doors, enhancing the value of the property and **improving life for those who live there**.

THE CONVENIENCE OF CONTROL VIA APP

To control the status of lights, the position of curtains and motorised roller shutters, as well as temperature, accesses and energy loads, wherever you may be.



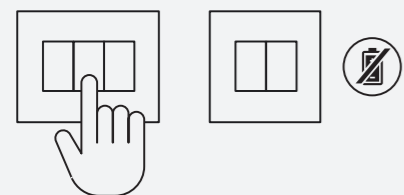
THE OPPORTUNITY OF VOCAL CONTROL

Controlling your home with your voice makes technology accessible to everyone, including the elderly or the disabled.



THE CERTAINTY OF PHYSICAL CONTROL AND THE FREEDOM OF THOSE WIRELESS

The connected devices operate even if there is not the connectivity and through those operate without batteries and wireless, it is possible to improve your system with additional functions.



THE PERFECT SCENARIOS, WITH JUST ONE TOUCH

The centralised control to active one of the 16 customisable scenarios makes your home truly smart. Up to 64 devices can be connected: from the switching on/off of lighting to temperature and access control.



TEMPERATURE REGULATION, COMFORT AND ENERGY SAVING

Smart thermostats to manage the heating and air conditioning for the maximum comfort of entire home but also for avoiding energy waste.



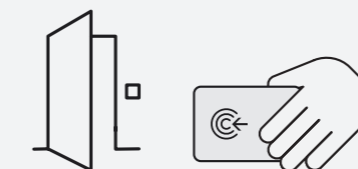
MONITORING CONSUMPTION TO IMPROVE YOUR LIFESTYLE

You can check the electricity consumption of your entire home or of individual appliances from your smartphone, monitoring the production of the photovoltaic system if any.



SMART ACCESSES CONTROL

An ideal system for small and medium hospitality buildings like B&B, accommodation facilities and hostels offers to the guests the best in terms of comfort and safety guaranteeing high management performance and energy efficiency.






Update your space simply.

Update, extend or replace your wiring system: you can create a connected system, suitable for any architectural context, thanks to the completely matching styling of the digital products and their easy functional expandability. Simply replace traditional 1-way switches in the existing system with new digital devices by Vimar, even for backside installation, and power them: 2-way switches, roller shutter and curtain actuators, actuators for connected socket outlets, temperature and access control, equipped with Bluetooth® wireless technology and Zigbee®.


**JUST A FEW TASKS. NO NEED FOR MASONRY WORK. IT IS VERSATILE.
NEW SYSTEM, SAME SHAPE.**

REPLACING OF TRADITIONAL SWITCH WITH **CONNECTED ONE**



RENOVATION

TRADITIONAL SWITCH WITH **CONNECTED ACTUATOR FOR BACKSIDE INSTALLATION**



SYSTEM UPDATE

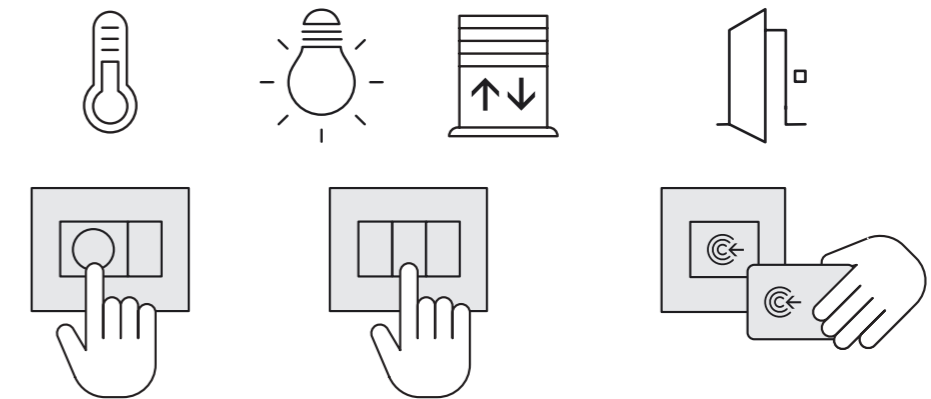
NEW BUILDING



Make your system connected.

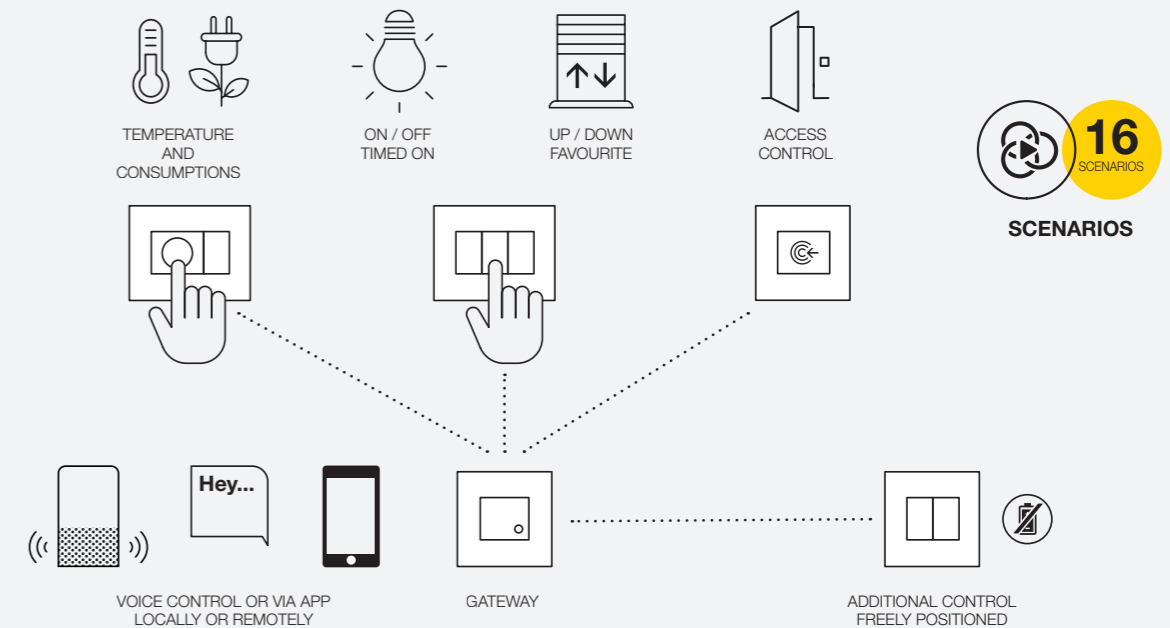
View Wireless is the ideal solution when **renovating** an area of the home or an entire dwelling, store, restaurant, office and in those situations where **masonry work and repainting tasks need to be kept to a minimum**. Make your building connected. The battery-free and wireless controls make it possible to add control points in complete freedom at any time.

TRADITIONAL WIRING SYSTEM



CONNECTED WIRING SYSTEM

Now with **SMARTPHONE** and **VOCAL CONTROL** you can keep **everything under control** up close and from a distance.

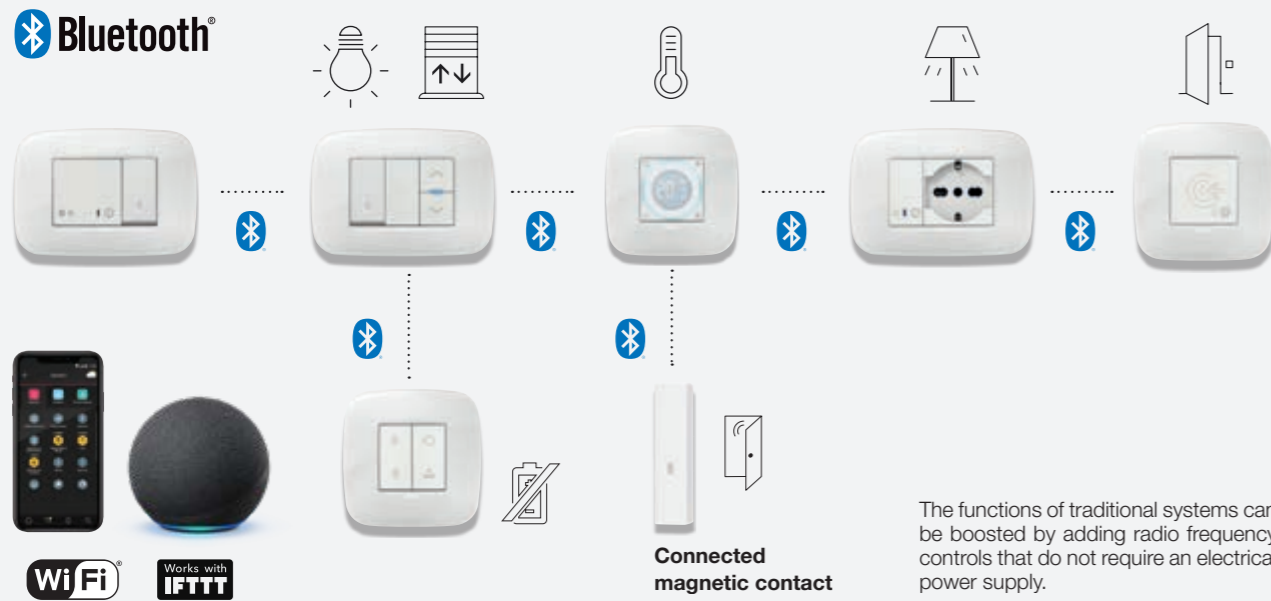


Dual intelligence, dual technology.

Vimar pursued the utmost simplicity to create integration with the technologies and the other smart devices used in everyday environments and life. It is easy to configure a smarter home, suited to the customer's needs. All the devices in the View Wireless system are fitted with dual Bluetooth® wireless and Zigbee®. Configuration is immediate with the View Wireless app. All you need to perform are a few tasks.

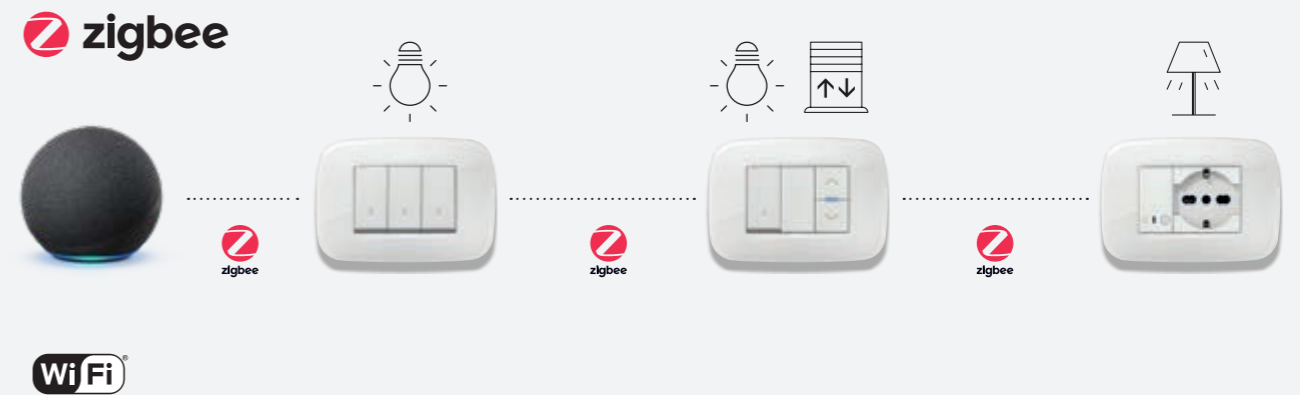
Integration with Bluetooth® wireless technology

For better exploiting all functions of digital products, you can connect lighting, shutters, curtains, thermostats, and transponder readers to the flush mounting Bluetooth/Wi-Fi gateway. By creating the mesh system on Bluetooth® wireless technology, it is thus possible to supervise the system via Wi-Fi from View app and integrate via cloud all the main smart speakers: Siri, Amazon Alexa and Google Home. Compatible with IFTTT for integration with third parties.



Integration with other devices with Zigbee® home automation hub function

If you have an Amazon Alexa device in your home, with the Zigbee® protocol, the smart speaker becomes the gateway for connection to the Vimar digital devices and the control point for their basic functions (lights and roller shutters).



Be smart, grab all the advantages of your system.

The Vimar solution, which is ideal for simple renovations, is also applicable to existing systems, simply to update the wiring system. There is no need for a dedicated infrastructure or space on the control unit.

The advantage of dual technology.

The system is fitted with 2-way switches, roller shutter actuators and actuators for socket outlets with dual Bluetooth®/ZigBee® technology. The basic configuration of Vimar connected devices envisages the Bluetooth® wireless technology 5.0 standard as the pre-loaded connectivity protocol: it is the basis for the creation of a network of control points connected with the Wi-Fi gateway as the access point and control via the View app on smartphones or the most commonly used smart speakers.



Bluetooth® Mesh system to get the most of the functions both locally and remotely.

Thanks to the Wi-Fi gateway and to the View and View Wireless apps, you can therefore:

- remote control lights, roller shutters, temperature and access control and expand the system even with battery-free controls, which can be positioned freely throughout your home
- control a socket outlet and measure the consumption of the connected load, receiving a notification if the threshold is exceeded
- set the operation and colour of the back-lighting LEDs on the controls
- create scenarios
- control the system using vocal controls (Amazon Alexa, Google Assistant and Siri)



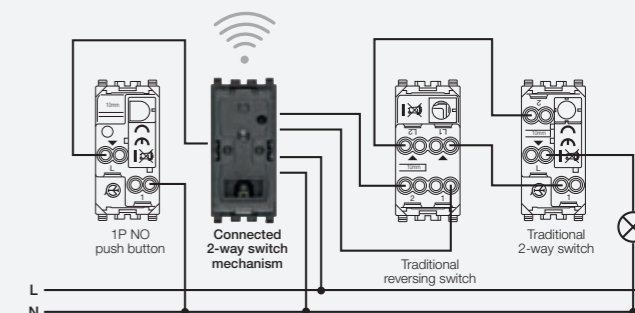
Zigbee® protocol to use the basic functions of the connected products.

Using the View Wireless configuration app, you can change the protocol in favour of Zigbee, enabling the direct integration of devices with Zigbee hub (e.g. Amazon Echo, 4th generation) and managing a smart basic ecosystem to control lights, roller shutters and generic loads. Simplicity of integration with other worlds.

Extra-easy installation in just a few steps.

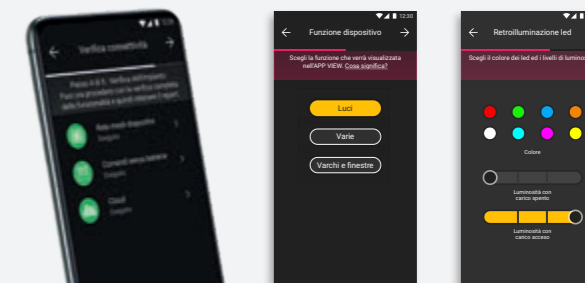
1. Connection of the connected devices.

The installation of the connected controls is very simple; the traditional electro-mechanical devices are replaced with the corresponding connected device, one for each light or roller shutter to be controlled; in the case of energy socket outlets, simply add a serial connected actuator to the phase. The connected device must be powered with PHASE and NEUTRAL.



2. Configuration is straightforward.

The View Wireless app is available with a guided wizard. Configuration follows a sequential flow and is guided by simple explanatory screens to create environments and associate the connected devices; the parameter setting of individual devices (operation and backlighting); the transfer of settings and parameters to the gateway with connection to the Wi-Fi network in the building.



Easy to attribute the function to the device and to configure the colour and brightness of the device LEDs.



View Wireless app

3. The smart system is ready, a single app for your customer.

A single ecosystem for a future view. Platforms and systems that are integrable to provide a concrete response to the needs of those who design and who live in the spaces of the future, in search of comfort and protection.



Expand your system stress-free and **wireless.**

The battery-free radio frequency controls of the wiring series can be connected, via Bluetooth® wireless technology, to the View Wireless system: this further boosts the functions of traditional systems.

- > **Versatile:** they can be fitted onto any surface, such as wood, glass, and walls. The system can be expanded up to 15 control points.
- > **Speedy installation:** no need for masonry work or repainting; no flush mounting boxes necessary.
- > **You can add or reposition** wireless controls for lights, roller shutter, curtains and socket outlets at any time to suit your particular needs.



> **Move it** somewhere else if this is more convenient.




> **For all surfaces.**
Apply it at any time onto any surface and in any point.



> **Wireless**
Battery-free controls send the signal to the connected 2-way switch to which they are associated, exploiting the power supply provided by the built-in electro-dynamic generator.



> **Battery-free**
It is self-powered by the energy produced when pressing the keys, with no need for batteries. Periodic maintenance to change them is therefore not required.



> **Even more functions**
Each control consists of 4 push buttons which can be configured individually or in pairs according to the characteristics of the associated receivers.

Everything is at hand.



The user can manage, control and create favourite scenarios **using the View app**. Simply download it from the main stores, associate the Vimar gateway to the app and to the Wi-Fi network in the environment and become the system administrator.

A SINGLE APP: EVEN MORE FUNCTIONS, EVEN SIMPLER

- > Customise over time up to 16 scenarios, such as a single control (off) to switch off all the lights and lower all the roller shutters at the same time.
- > View and control the status of lights, roller shutters or sun awnings and loads connected to the socket outlets
- > Program and manage the ideal temperature in every room
- > View the total consumption of the home and of each connected socket outlet and any photovoltaic systems
- > Receive notifications if the contractual power level is exceeded to avoid power black-outs and in the event of malfunctioning loads
- > Unique app: the system is expandable and View app enables managing the other Vimar alarm and video door entry systems (By-alarm, Elvox Video door entry system)



View app



Everything is vocally controllable.

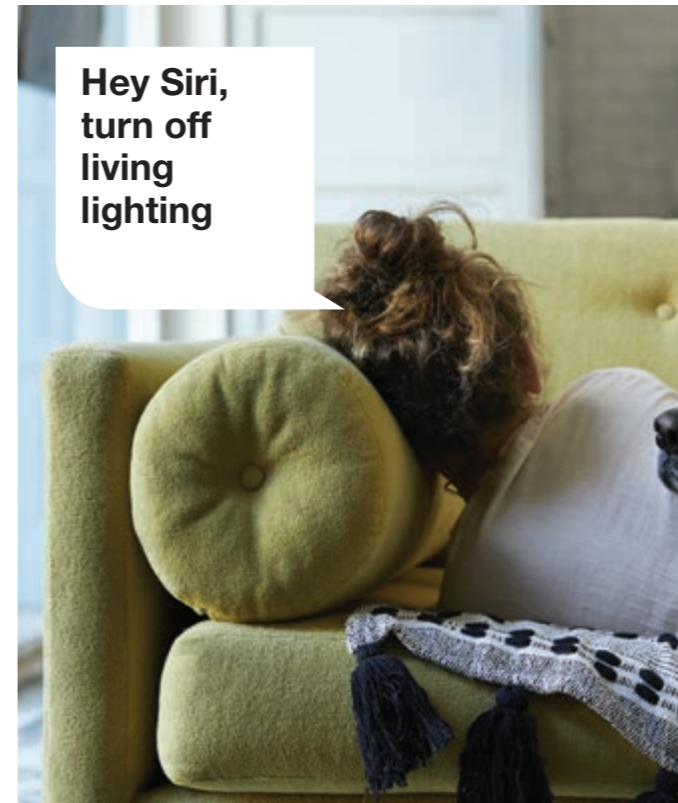
Hey Google, brighten the bedroom lights




Alexa, dinner scenario



Hey Siri, turn off living lighting



Ok Google, turn on the heating



**It's better
with Vimar.**



Eikon

Simple, elegant and impeccable shapes.
The wiring series to connect to the building, to enjoy the positive energy of the home. View Wireless can be adapted to any architectural context. Update, extend or replace your wiring system, you have the chance to make your home match, integrable over time.



Plana



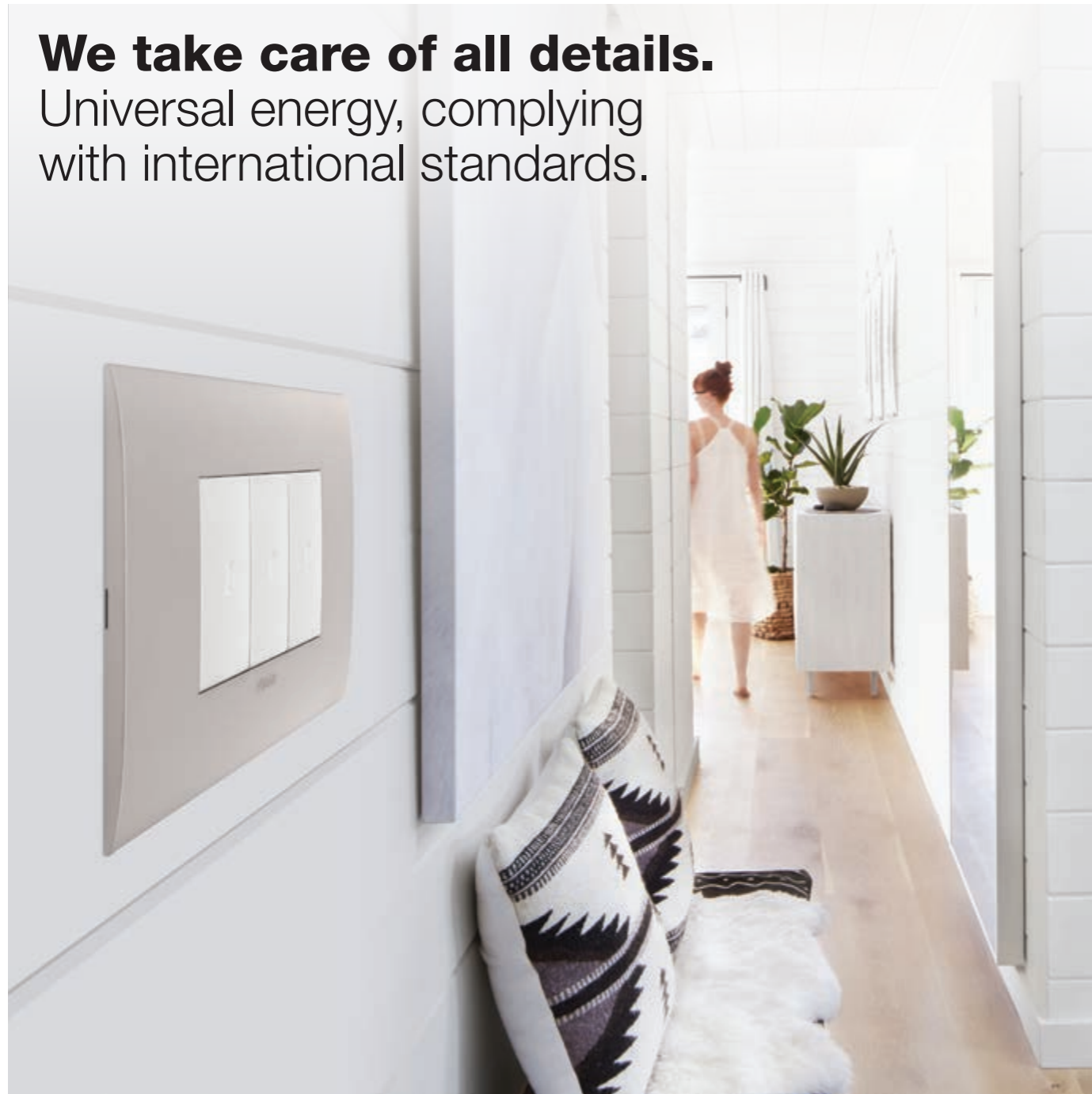
Arké



Neve Up

We take care of all details.

Universal energy, complying with international standards.



OUR UNIQUENESS.

From the simple and universal **Plana** series, adaptable to any situation, to the **Arkè** series, with a bold personality. You can choose between sharp or soft edges, from an array of colour variants and materials: wood, metal, Reflex, technopolymers. There is also the **Eikon** series for those in search of excellence and prestige.

Idea, a timeless classic series that lives in the houses of the world for many years. Or **Neve Up**, a simple and modern series.



CUSTOMISABLE BUTTONS, FUNCTIONS AND COVER PLATES

To be clear on the function associated with the control, the buttons are also customisable with symbols (a broad range of pictograms is available, identifying the main functions of both traditional and smart controls). The LED technology backlighting, which is highly efficient and low consumption, can be customised both in terms of colours (RGB palette) and brightness on 4 different levels (for the visible in darkness function or load status signalling).



Moreover, the cover plates can be customised with your logo, which is useful for hotel or B&B systems.

Opportunities for you

We are a team of professionals who provide expert support and customized global solutions for automating, connecting and monitoring the entire building while assuring total aesthetic coordination of all visible devices.

vimar.com - our on-line service platform, available 24/7. Vimar's know-how at your fingertips.

Navigate the on-line catalogue, a detailed database of all our codes with technical drawings, instruction sheets, and product photos.

Go to the **download section** and choose your language:

- **Dedicated catalogues** and **brochures** of our product range, systems and solutions.
- **Video** tutorial section, also available on You Tube channel.

From the homepage go to the **News** to keep yourself updated and to **References** to see our latest **Projects**.



An **eco-sustainable** choice.

The packaging cases for connected products (connected 2-way switch, connected roller shutter control, gateway, connected socket outlet actuator), like all the other control packaging, uses GD2 cardboard, which consists of 90% recycled fibre and the **material is 100% recyclable**. Moreover, the paint is water-based and the colours are made with vegetable oils.

All packaging is fully recyclable.

We take great care in respecting the environment in order to grow in time with continuity and shared values.



Index

TYPICAL INSTALLATIONS

from page 26

VIEW WIRELESS DEVICES

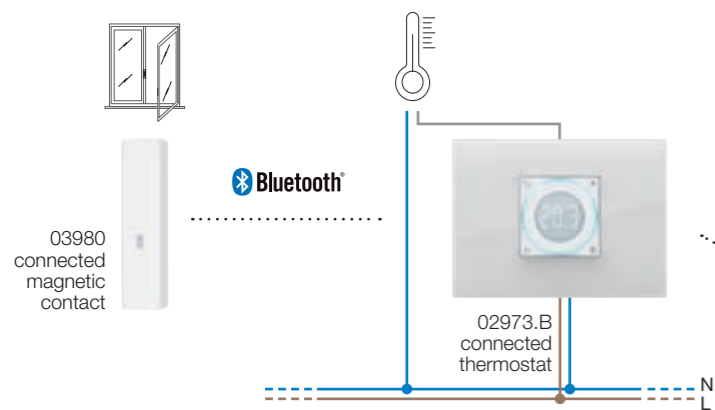
from page 30

Connected system based on Bluetooth® mesh system.

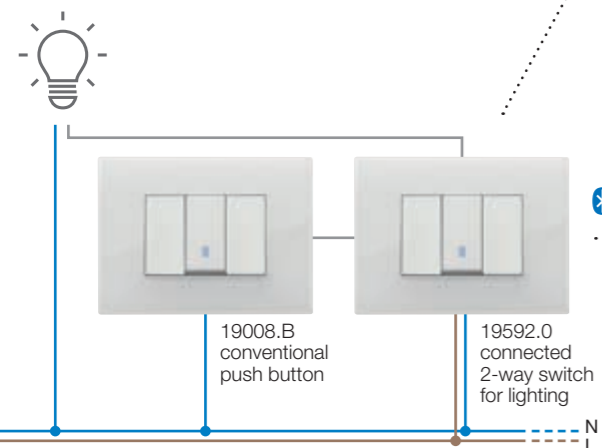
The **Bluetooth® wireless technology** standard makes it possible to use devices in a mesh network, whereby the gateway (20597, 19597 and 14597) is designed to allow the user to control the system **via the View app** both locally and remotely. Moreover, the system can also be controlled using Alexa, Google Assistant and Siri smart speakers. The installer configures the system in Bluetooth® wireless technology mode and sets all the parameters **using the View Wireless app**, which also allows the addition of battery-free remote controls, based on energy harvesting technology by EnOcean, for the activation of scenarios or the addition of other control devices.

System with connected devices for temperature, lights, roller shutter and consumption control. Up to 64 devices can be connected and up to 16 favourite scenarios can be set. Radio frequency devices can also be added to the system.

TEMPERATURE CONTROL



LIGHT CONTROL



INTEGRATION WITH RADIO FREQUENCY CONTROLS



Works with IFTTT

The wiring of connected devices requires a power supply (L, N) and connection to the related loads and/or electro-mechanical control devices (2-way switches, 1-way switches, push buttons). The presence of Wi-Fi Internet connection is always required, to allow the connection to the Cloud for supervision (local and remote) and for integrations with the Alexa, Google Assistant and Siri smart speakers. The system is compatible with IFTTT. Recipes/applets can therefore be created, involving climate control, also integrating IFTTT compatible third-party devices. For instance, on reaching a specific internal temperature, you can turn on the air conditioning using a third-party IR interface.

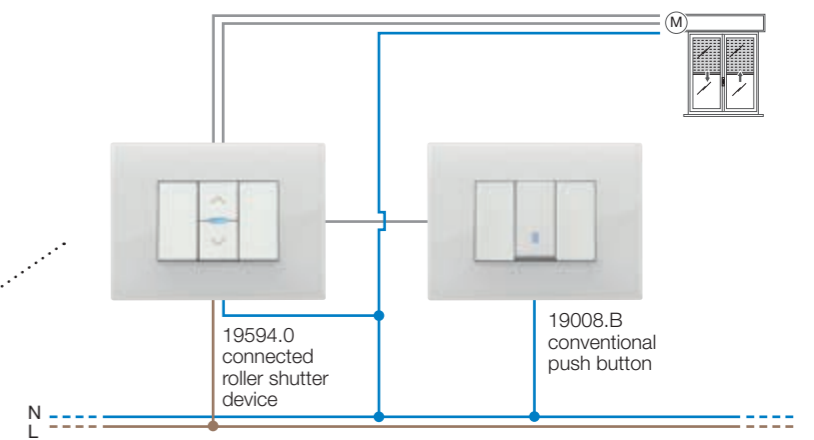
Configuration



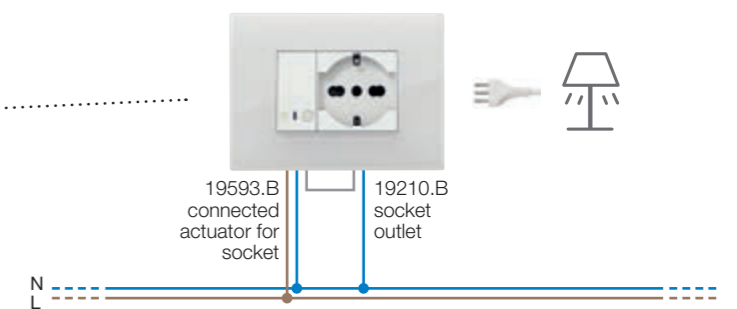
Use



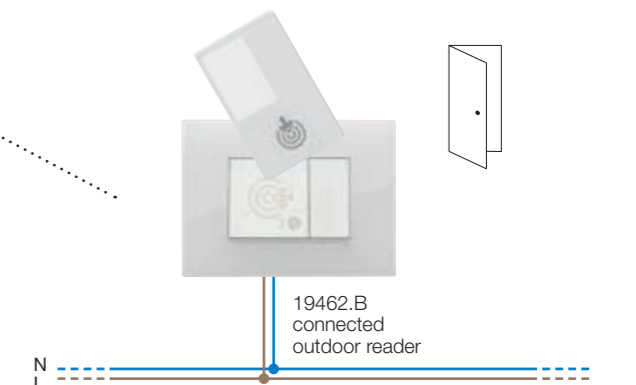
ROLLER SHUTTER CONTROL



CONSUMPTION CONTROL

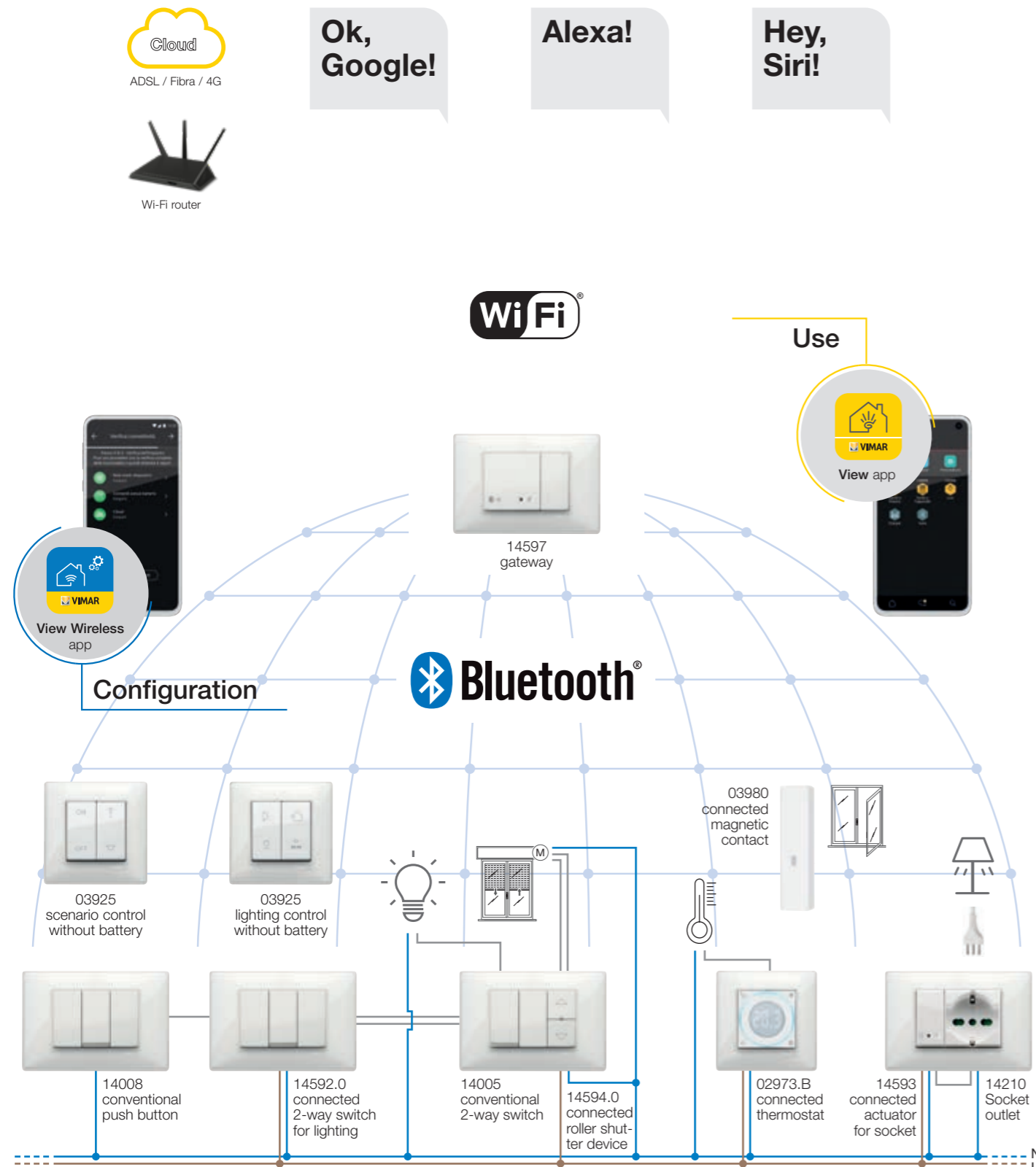


ACCESS CONTROL



Connected system based on app and cloud Vimar.

Connected system for lights, roller shutters and socket outlet with flush-mounted Wi-Fi gateway, supervision with **View** app and integration with radio frequency control with Bluetooth® Low Energy battery-free standard. Complete control with Siri, Amazon Alexa and Google Home through the Vimar Cloud and simplified configuration with **View Wireless** app.



Integration of the connected products in a smart ecosystem based on Zigbee hub, app and third-party cloud.

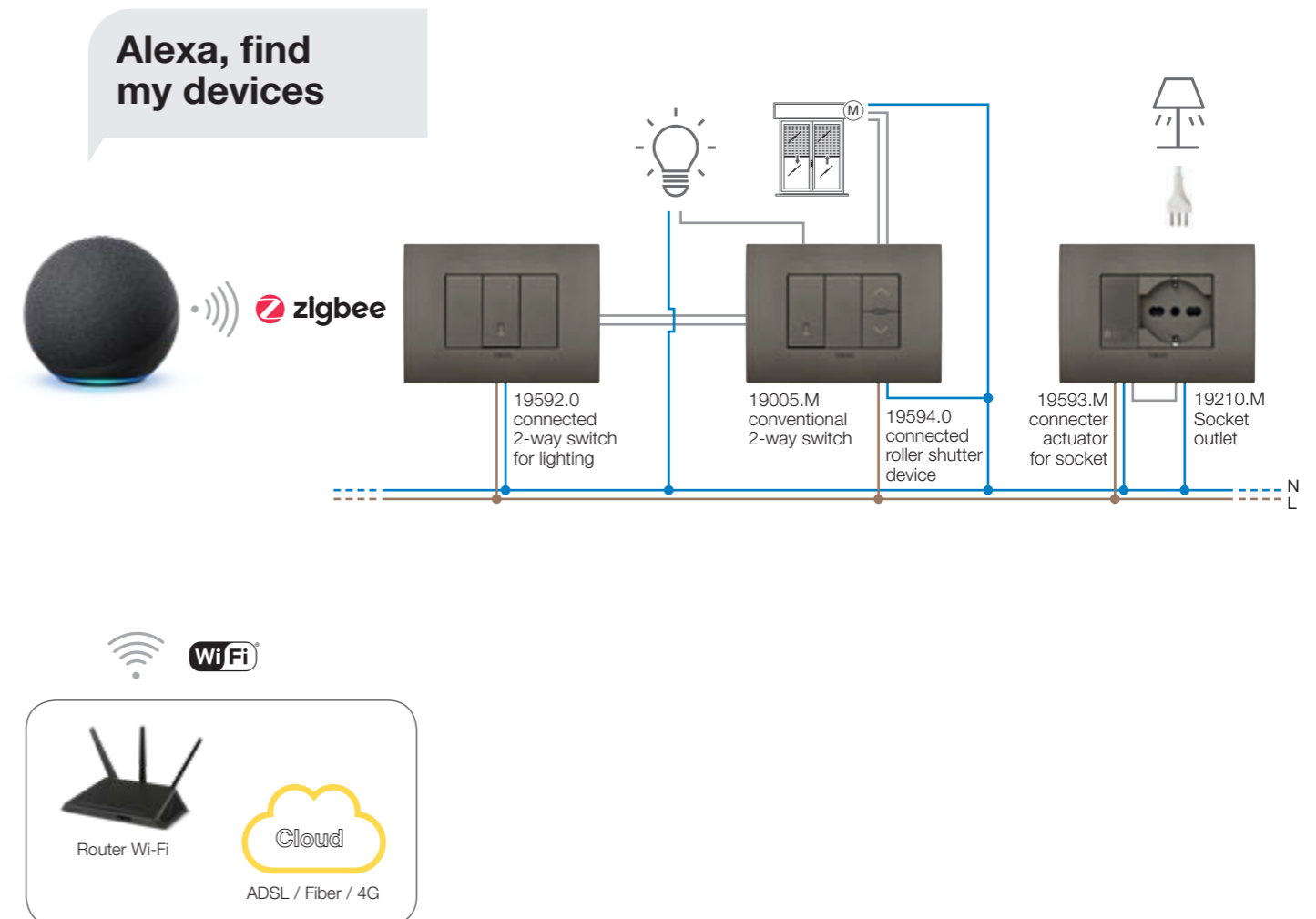
The **Zigbee technology** standard makes it possible to use devices directly in combination with a third-party Zigbee gateway, such as Alexa Echo or Show; in this mode, **configuration** takes place **by the Alexa app** and integration with vocal control is native.

The View Wireless app is only required to upload the Zigbee 3.0 protocol onto each individual connected device, guaranteeing use in an Alexa Smart Home without requiring additional gateways (the network HUB is Alexa).

The wiring of connected devices requires a power supply (L, N) and connection to the related loads and/or electro-mechanical control devices (2-way switches, 1-way switches, push buttons). The presence of Wi-Fi Internet connection is always required, to allow the connection to the Cloud for supervision (local and remote) and for integrations with the Alexa voice assistant.

System with integration of connected devices in a smart ecosystem with Amazon Alexa Echo.

Control lights, roller shutters and generic loads directly from the Alexa app with Amazon devices featuring ZigBee connectivity. The **View wireless** app is only required to upload the ZigBee firmware onto each individual connected device. Configuration is done natively via the Amazon app. The functions that can be configured and controlled depend on the third-party ZigBee Hub (in this example, the Amazon Echo smart speaker).



VIEW WIRELESS

Connected devices



Gateway


The gateway is a Bluetooth® wireless technology Wi-Fi device designed to allow dialogue with wireless devices to permit the configuration, supervision, system diagnostics and its integration with smart speakers.

It is the main device that manages the Bluetooth® technology Mesh network and via the View Wireless app it receives the system configuration via Bluetooth® wireless technology.

The presence of Wi-Fi connectivity is required to allow the connection to the cloud for supervision (local and remote) and for integrations with the Alexa, Google Assistant and Siri smart speakers. It is also compatible with Apple Homekit¹.

The gateway is equipped with a front push button for configuration/reset and RGB LED to signal the device status.

Technical specifications

- rated supply voltage: 100-240 V~, 50/60 Hz;
- dissipated power: 0,9 W;
- RF transmission power: < 100 mW (20 dBm);
- frequency range: 2400-2483,5 MHz;
- terminals: 2 (L and N) for line and neutral;
- 1 front push button for configuration and reset;
- RGB LED to indicate the device status;
- operating temperature: -10 ÷ +40 °C (indoor);
- protection degree: IP20;
- configuration via View Wireless app;
- controllable from View app and Alexa, Google Assistant and Siri smart speakers;
- II class device .

Manual procedures

During the first 5 minutes from power-up of the gateway, the following operations can be carried out:

- press the front push button for 10 s and the LED starts to flash blue; release the push button to proceed, via the View Wireless app, with associating the gateway with a system whose credentials you do not have (follow the self-guided procedure of the View Wireless app);
- press the push button for 20 s and the LED starts to flash green; release the push button to delete the Wi-Fi credentials only;
- press the push button for 30 s and the LED begins to flash white quickly; release the push button to perform the gateway reset and restore the factory settings (so the Wi-Fi credentials, the mesh credentials, the system databases and all the associations with Apple Homekit¹ are deleted).

Conformity to Standard

RED directive; RoHS directive; EN 62368-1, EN 301 489-17, EN 300 328, EN 62479, EN 50581 standards.

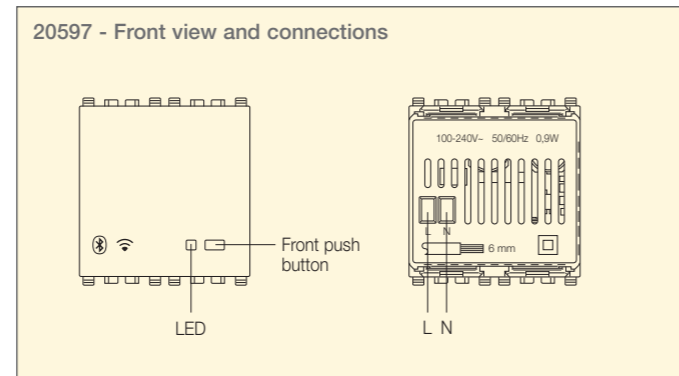
Vimar SpA declares that the radio equipment complies with Directive 2014/53/EU. The full text of the EU declaration of conformity is on the product sheet available on the following website: www.vimar.com

REACH (EU) regulation no. 1907/2006 – Art. 33. The product may contain traces of lead.

¹ Apple Homekit is a trademark of apple Inc. App Store is a service mark of Apple Inc. To control this Apple Homekit-enabled accessory, iOS 9.0 or later is recommended. Controlling this Apple Homekit-enabled accessory automatically and away from home requires an apple TV with tvOS 10.0 or later or an iPad with iOS 10.0 or later or a HomePod/Siri set up as a home hub.

LED indications

Device in configuration	flashing BLUE
Problem on Mesh network	flashing BLUE/RED
No Wi-Fi network	flashing RED
FW upload/update under way	flashing GREEN
Start-up sequence completed	3 WHITE flashes
Manual association procedure	flashing BLUE quickly
Wi-Fi credentials reset procedure	flashing GREEN quickly
Factory reset procedure	flashing WHITE quickly
Standard operation	LED OFF
Apple Homekit association procedure	5 WHITE flashes
Inner error (gateway reset)	flashing PURPLE
Mesh network, battery-less controls and Cloud check	flashing BLUE quickly



VIEW WIRELESS

Connected devices



Gateway

View Wireless gateway, Bluetooth® wireless technology 4.2 Wi-Fi, RGB LED, 100-240 V 50/60 Hz power supply - 2 modules

EIKON



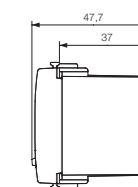
20597
grey



20597.B
white



20597.N
Next



ARKÉ



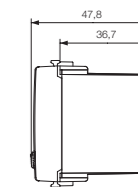
19597
grey



19597.B
white



19597.M
Metal



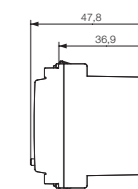
IDEA



▲ 16497
grey



▲ 16497.B
white



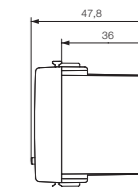
PLANA



14597
white



14597.SL
Silver



Gateway

Wi-Fi Bluetooth® wireless technology gateway for integration, configuration and supervision of View Wireless system by Cloud and app for smartphone and tablet, 100-240 V 50/60 Hz power supply, on DIN (60715 TH35) rail installation, occupies 2 17,5 mm modules

NEVE UP



▲ 0K14597.01



VIEW WIRELESS

Connected devices



Connected switch mechanism

The electronic switch mechanism connected is designed to operate a load via on-board push button, through a wireless connection and from a traditional remote push button. The device has the possibility of being controlled with two different radio standards (exclusive to one another): Bluetooth® mesh (default) or Zigbee (which can be set via the View Wireless app). The Bluetooth® mesh network implies the presence of gateway 20597-19597-16497-14597 while for the dialogue via Zigbee a Zigbee gateway is required (such as Amazon Echo Plus, Echo Show or Echo Studio). The device is equipped with:

- 2 interlocked relay outputs to accomplish the switch function;
- front key to control the connected load.

It performs the automatic opening of the relay for thermal protection. Switching on zero crossing. The electronic switch can be connected to existing wired multi-way/two-way switches to make the load function "connected".

IMPORTANT: the electronic switch must be powered with the same L and N that power the load. In the event of installation with wired multi-way/two-way switches, the electronic switch should be connected so that it is always powered and therefore should be installed instead of the wired two-way switch furthest from the load.

Technical specifications

- rated supply voltage: 100-240 V~, 50/60 Hz;
- dissipated power: 0,55 W;
- RF transmission power: < 100 mW (20 dBm);
- frequency range: 2400-2483,5 MHz;
- terminals:
- 2 terminals (L and N) for line and neutral;
- 1 terminal (P) for connection to the remote wired control (for instance art. 20008-19008-14008);
- 2 terminals (1 and 2) for the switch output;
- front key that is used both to control the load and as a configuration push button;
- RGB LED indicating the load status (which can be set from the View Wireless app) and the configuration status (flashing blue);
- operating temperature: -10 ÷ +40 °C (indoor);
- protection degree: IP20;
- configuration from View Wireless app for Bluetooth® wireless technology system and Amazon app for Zigbee technology;
- controllable from View app.

Controllable loads		
Maximum loads	100 V~	240 V~
Incandescent lamps	250 W	500 W
LED lamps	50 W	100 W
Fluorescent lamps	60 W	120 W
Electronic transformers	125 VA	250 VA

For correct load state signalling, connect a 2 W minimum load

Operation in Bluetooth® wireless technology mode

The device operates by default in Bluetooth® wireless technology and this standard makes it possible to:

- recall a scenario using the traditional push button connected to the connected switch;
- associate the radio control 03925 which can be configured to control the actuator on-board or to recall a scenario.

Through the use of gateway 20597-19597-16497-14597 the functions can be managed locally or remotely via the View app, and the control is also available via the smart speakers Alexa, Google Assistant and Siri. The device is also compatible with Apple Homekit¹.

Operation in Zigbee technology mode

For operation in Zigbee technology mode, the device should be associated with the Amazon smart speaker which supports this standard, for instance Amazon Echo Plus, Echo Show or Echo Studio, and the following parameters can be set:

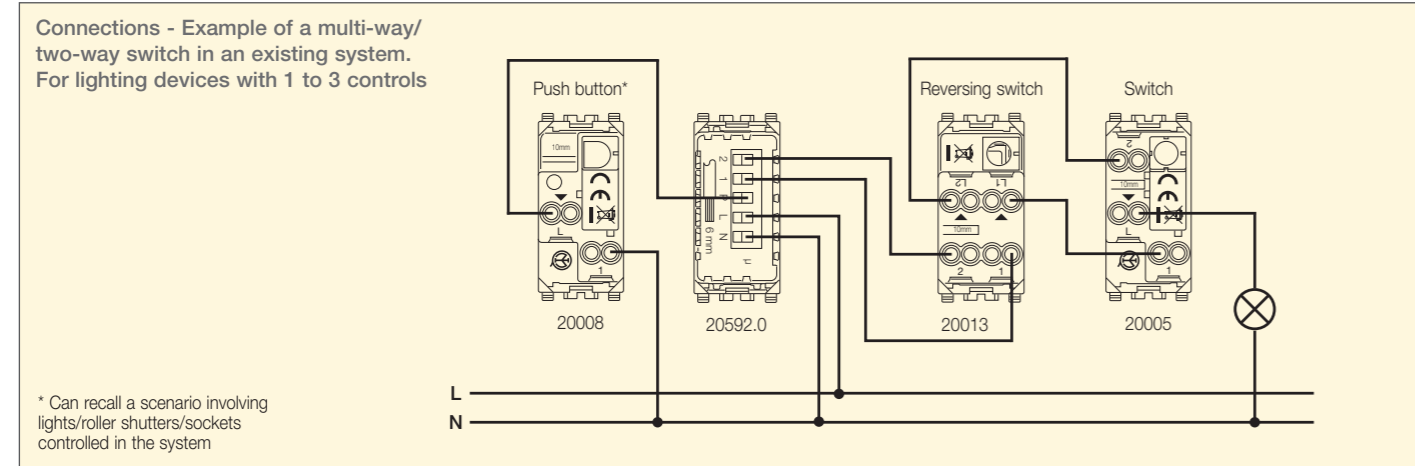
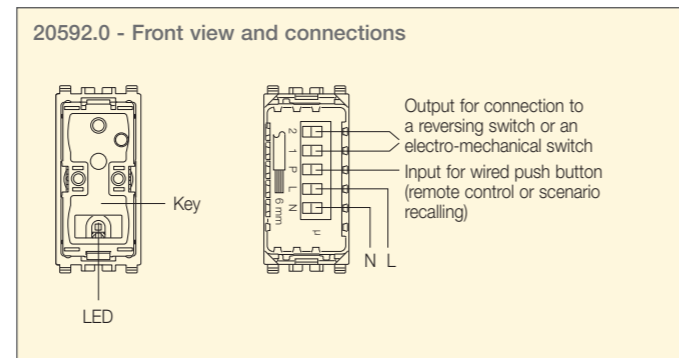
- relay operation: two-position stable or one-position stable (default: two-position stable);
- one-position stable activation time.

Conformity to Standard

RED directive; RoHS directive; EN 60669-2-1, EN 301 489-17, EN 300 328, EN 62479, EN 50581 standards.

Vimar SpA declares that the radio equipment complies with Directive 2014/53/EU. The full text of the EU declaration of conformity is on the product sheet available on the following website: www.vimar.com. REACH (EU) regulation no. 1907/2006 – Art. 33. The product may contain traces of lead.

¹ Apple Homekit is a trademark of apple Inc. App Store is a service mark of Apple Inc. To control this Apple Homekit-enabled accessory, iOS 9.0 or later is recommended. Controlling this Apple Homekit-enabled accessory automatically and away from home requires an apple TV with tvOS 10.0 or later or an iPad with iOS 10.0 or later or a HomePod/Siri set up as a home hub.



* Can recall a scenario involving lights/roller shutters/sockets controlled in the system

VIEW WIRELESS

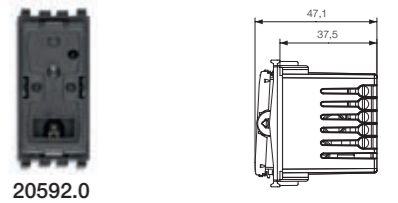
Connected devices



Connected switch mechanism

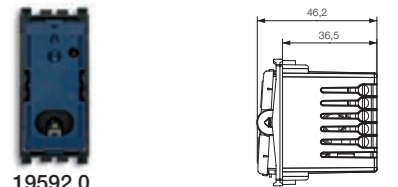
View Wireless connected electronic switch mechanism with 100-240 V 50/60 Hz relay output for 500 W incandescent lamps, 100 W LED lamps, 250 VA electronic transformers, 120 W fluorescent lamps, local or remote control, double technology with Bluetooth® wireless technology 5.0 standard for the creation of View Wireless mesh system and Zigbee 3.0 standard, 1 input for external button for actuator control or to recall a scenario, RGB LED visible in darkness with brightness control, 100-240 V 50/60 Hz power supply, to be completed with 1-, 2- or 3-module Eikon, Arké or Plana interchangeable buttons

EIKON



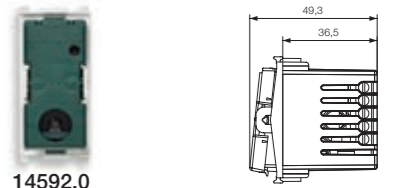
20592.0

ARKÉ



19592.0

PLANA



14592.0

Connected switch

View Wireless electronic 2-way switch with 100-240 V 50/60 Hz relay output for 500 W incandescent lamps, 100 W LED lamps, 250 VA electronic transformers, 120 W fluorescent lamps, local or remote control, double IoT technology on Bluetooth 5.0 standard for the creation of View Wireless mesh system and on Zigbee 3.0 standard, 1 input for external button for actuator control or to recall a scenario, RGB LED visible in darkness with brightness control, 100-240 V 50/60 Hz power supply

IDEA



▲ 16492 grey ▲ 16492.B white



VIEW WIRELESS

Connected devices



Eikon: 1-module interchangeable buttons for connected switch mechanism

Grey	White	Next	
20021	.B	.N	Lighttable
20021.L	.B	.N	Lighttable light symbol
20021.P	.B	.N	Lighttable key symbol
20026	.B	.N	With lighttable diffuser
20026.PLS	.B	.N	With lighttable diffuser, Please Clean customization
20026.DND	.B	.N	With lighttable diffuser, Do Not Disturb customization
20031	.B	.N	Customizable on request with lighttable symbol

EIKON



Arké: 1-module interchangeable buttons for connected switch mechanism

Grey	White	Metal	
19021	.B	.M	Lighttable
19021.L	.B	.M	Lighttable light symbol
19021.P	.B	.M	Lighttable key symbol
19026	.B	.M	With lighttable diffuser
19026.PLS	.B	.M	With lighttable diffuser, Please Clean customization
19026.DND	.B	.M	With lighttable diffuser, Do Not Disturb customization
19031	.B	.M	Customizable on request with lighttable symbol
19038	.B	.M	Interchangeable button 1 module smooth, non-lighttable

ARKÉ



VIEW WIRELESS


Connected devices



Plana: 1-module interchangeable buttons for connected switch mechanism

White	Silver	
14021	.SL	With lighttable ring pilot lamp
14021.G	.SL	With lighttable disc pilot lamp, customizable on request with lighttable symbol
14026	.SL	With lighttable diffuser
14026.PLS	.SL	With lighttable diffuser, Please Clean customization
14026.DND	.SL	With lighttable diffuser, Do Not Disturb customization
14029	.SL	with lighttable ring pilot lamp and name plate
14021.L	.SL	Lighttable light symbol
14021.P	.SL	Lighttable key symbol

PLANA



Eikon: 2-module interchangeable buttons for connected switch mechanism

Grey	White	Next	
20022	.B	.N	Lighttable
20022.L	.B	.N	Lighttable light symbol
20022.P	.B	.N	Lighttable key symbol

EIKON



VIEW WIRELESS

Connected devices



Eikon: 2-module interchangeable buttons for connected switch mechanism

Grey	White	Next	
20027	.B	.N	With lightable diffuser
20032	.B	.N	Customizable on request with lightable symbol


EIKON



Arké: 2-module interchangeable buttons for connected switch mechanism

Grey	White	Metal	
19022	.B	.M	Lighttable
19022.L	.B	.M	Lighttable light symbol
19022.P	.B	.M	Lighttable key symbol

ARKÉ



VIEW WIRELESS

Connected devices



Arké: 2-module interchangeable buttons for connected switch mechanism

Grey	White	Metal	
19027	.B	.M	With lightable diffuser
19032	.B	.M	Customizable on request with lightable symbol
19039	.B	.M	Interchangeable button 2 modules smooth, non-lightable

ARKÉ



Plana: 2-module interchangeable buttons for connected switch mechanism

White	Silver	
14022	.SL	With lightable ring pilot lamp
14022.AB		With lightable ring pilot lamp, with antibacterial treatment
14022.G	.SL	With lightable disc pilot lamp, customizable on request with lightable symbol

PLANA



VIEW WIRELESS

Connected devices



Plana: 2-module interchangeable buttons for connected switch mechanism

White	Silver	
14027	.SL	With lightable diffuser
14022.L	.SL	Lightable light symbol
14022.P	.SL	Lightable key symbol


PLANA



Eikon: 3-module interchangeable buttons for connected switch mechanism

Grey	White	Next	
20023	.B	.N	Lightable
20028	.B	.N	With lightable diffuser
20033	.B	.N	Customizable on request with lightable symbol

EIKON



VIEW WIRELESS


Connected devices



Arké: 3-module interchangeable buttons for connected switch mechanism

Grey	White	Metal	
19023	.B	.M	Lightable
19028	.B	.M	With lightable diffuser
19033	.B	.M	Customizable on request with lightable symbol

ARKÉ



Plana: 3-module interchangeable buttons for connected switch mechanism

White	Silver	
14023	.SL	With lightable ring pilot lamp
14023.G	.SL	With lightable disc pilot lamp, customizable on request with lightable symbol
14028	.SL	With lightable diffuser

PLANA



VIEW WIRELESS

Connected devices



Connected control device for roller shutter

The device makes it possible to control the roller shutter/slat using the on-board keys and via a wireless connection. The device has the possibility of being controlled with two different radio standards (exclusive to one another): Bluetooth® mesh (default) or Zigbee (which can be set via the View Wireless app). The Bluetooth® mesh network implies the presence of gateway 20597-19597-16497-14597 while for the dialogue via Zigbee a Zigbee gateway is required (such as Amazon Echo Plus, Echo Show or Echo Studio). It is equipped with an output with 2 one-position stable relays with interlocked operation, in other words with mutually exclusive activation of the relays with a minimum interlocking time. In the event of a mains power supply failure, the relays both remain open. The front keys of the device only control the on-board roller shutter actuator:

- short press: if the roller shutter is not moving, the slat rotates; if the roller shutter is moving, it stops;
- long press: the upper key raises the roller shutter while the lower key lowers it;
- double pressing of either of the two keys: recalling of favourite position (this is saved via the View Wireless app).

Technical specifications

- rated supply voltage: 100-240 V~, 50/60 Hz;
- dissipated power: 0,55 W;
- RF transmission power: < 100 mW (20 dBm);
- frequency range: 2400-2483,5 MHz;
- terminals:
 - 2 terminals (L and N) for line and neutral;
 - 1 terminal (P) for connection to the remote wired control (for instance art. 20008-19008-16080-14008);
 - 2 terminals (▲ and ▼) for the roller shutter output;
- 2 front keys that are used both to control the load and as configuration push buttons;
- RGB LED indicating the movement of the roller shutter (which can be set from the View Wireless app) and the configuration status (flashing blue);
- operating temperature: -10 ÷ +40 °C (indoor);
- protection degree: IP20;
- configuration from View Wireless app for Bluetooth® wireless technology system and Amazon app for Zigbee technology;
- controllable from View app.

Operation in Bluetooth® wireless technology mode

The device operates by default in Bluetooth® wireless technology and this standard makes it possible to:

- recall a scenario using the traditional push button connected to the device;
- associate the radio control 03925 which can be configured to control the actuator on-board or to recall a scenario;
- control the QUID system devices.

Through the use of gateway 20597-19597-14597 the functions can be managed locally or remotely via the View app, and the control is also available via the smart speakers Alexa, Google Assistant and Siri. The device is also compatible with Apple Homekit¹.

Operation in Zigbee technology mode

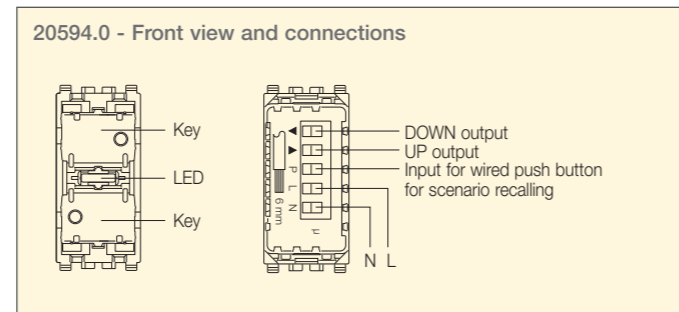
For operation in Zigbee technology mode the device should be associated with systems which manage this standard and the following parameters can be set:

- selection between roller shutter or roller shutter+slat (default roller shutter+slat);
- roller shutter activation time (default: 180 s);
- total slat rotation time (default 2s).

Conformity to Standard

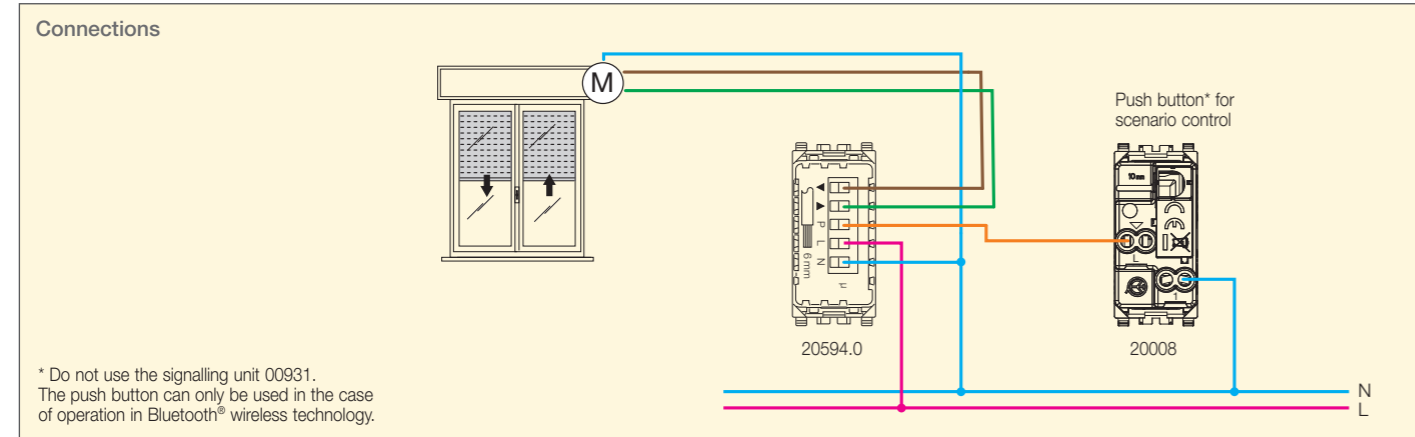
RED directive; RoHS directive; EN 60669-2-1, EN 301 489-17, EN 300 328, EN 62479, EN 50581 standards. Vimar SpA declares that the radio equipment complies with Directive 2014/53/EU. The full text of the EU declaration of conformity is on the product sheet available on the following website: www.vimar.com. REACH (EU) Regulation no. 1907/2006 – Art. 33. The product may contain traces of lead.

¹ Apple Homekit is a trademark of apple Inc. App Store is a service mark of Apple Inc. To control this Apple Homekit-enabled accessory, iOS 9.0 or later is recommended. Controlling this Apple Homekit-enabled accessory automatically and away from home requires an apple TV with tvOS 10.0 or later or an iPad with iOS 10.0 or later or a HomePod/Siri set up as a home hub.



Controllable loads

Maximum loads	100 V~	240 V~
Roller shutter motor	2 A cos φ 0,6	2 A cos φ 0,6



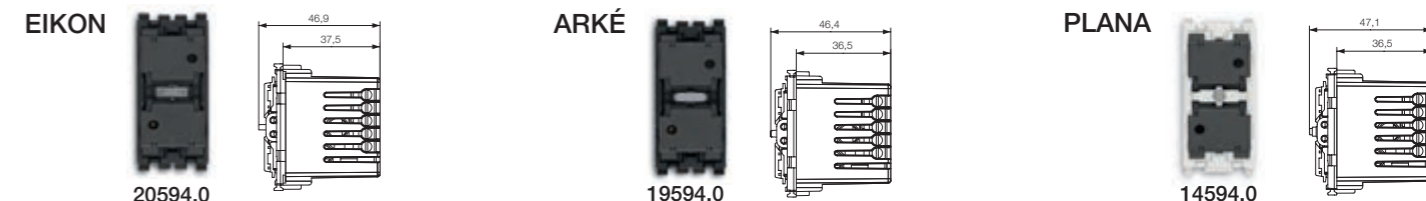
VIEW WIRELESS

Connected devices



Connected control device for roller shutter

View Wireless connected electronic control device for 1 roller shutter with slat orientation and change-over relay output for cosφ 0,6 motor 2 A 100-240 V~ 50/60 Hz, local or remote control, double technology with Bluetooth® wireless technology 5.0 standard for the realization of View Wireless mesh system and Zigbee 3.0 standard, 1 input for external push button to recall a scenario, favourite position recall function, RGB LED visible in darkness with brightness control, 100-240 V 50/60 Hz power supply, to be completed with two interchangeable 1-module Eikon, Arké or Plana half-button



2-module interchangeable half-button

2 1-module interchangeable half-button, arrows symbol



Connected control device for roller shutter

View Wireless electronic control for 1 roller shutter with slat orientation and change-over relay output for cosφ 0,6 motor 2 A 100-240 V~ 50/60 Hz, local or remote control, double IoT technology on Bluetooth® wireless technology 5.0 standard for the creation of View Wireless mesh system and on Zigbee 3.0 standard, 1 input for external push button to recall a scenario, favourite position recall function, RGB LED visible in darkness with brightness control, 100-240 V 50/60 Hz power supply



VIEW WIRELESS

Connected devices



Connected control device for socket outlet

The device is equipped with a relay output with a current meter and a front push button with which to reset the load and perform configuration/reset.

Its function is to protect against overcurrent by cutting off the load when the threshold value set via the View Wireless app is exceeded; the load cut-off is signalled via the red flashing of the LED situated on the front of the device. Load reactivation, aside from the front push button, can also be done via the View app. The View app also makes it possible to view the instant power consumed.

The device has the possibility of being controlled with two different radio standards (exclusive to one another): Bluetooth® mesh (default) or Zigbee (which can be set via the View Wireless app). The Bluetooth® mesh network implies the presence of gateway 20597-19597-16497-14597 while for the dialogue via Zigbee a Zigbee gateway is required (such as Amazon Echo Plus, Echo Show or Echo Studio).

Technical specifications

- rated supply voltage: 100-240 V~, 50/60 Hz;
- dissipated power: 0,85 W;
- RF transmission power: < 100 mW (20 dBm);
- frequency range: 2400-2483,5 MHz;
- terminals:
- 2 terminals (L and N) for line and neutral;
- 1 terminal (1) for the relay output in voltage;
- 1 front push button for load control and for configuration/reset;
- RGB LED indicating the output status (which can be set from the View Wireless app) and the configuration status (flashing blue);
- operating temperature: -10 ÷ +40 °C (indoor);
- protection degree: IP20;
- configuration from View Wireless app for Bluetooth® wireless technology system and Amazon app for Zigbee technology;
- controllable from View app.

Controllable loads

Loads	100 V~	240 V~
Resistive loads	16 A	16 A
Incandescent lamps	8 A	8 A
LED lamps	30 W	100 W
Fluorescent lamps	0,5 A	0,5 A
Electronic transformers	4 A	4 A
Heating	16 (3,5) A	16 (3,5) A

Operation in Bluetooth® wireless technology mode

The device operates by default in Bluetooth® wireless technology and this standard makes it possible to associate the radio control 03925 which can be configured to control the actuator on-board or to recall a scenario.

Through the use of gateway 20597-19597-16497-14597 the functions can be managed locally or remotely via the View app, and the control is also available via the smart speakers Alexa, Google Assistant and Siri. The device is also compatible with Apple Homekit¹.

Operation in Zigbee technology mode

For operation in Zigbee technology mode, the device should be associated with the Amazon smart speaker which supports this standard, for instance Amazon Echo Plus, Echo Show or Echo Studio, and the following parameters can be set:

- relay operation: two-position stable or one-position stable (default: two-position stable).
- one-position stable activation time.

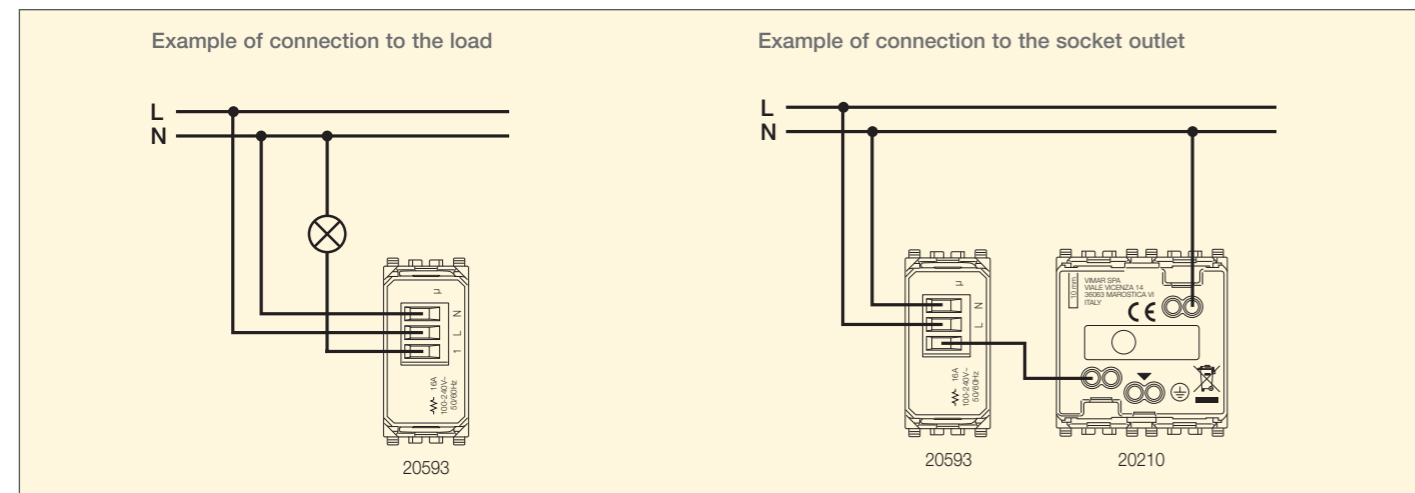
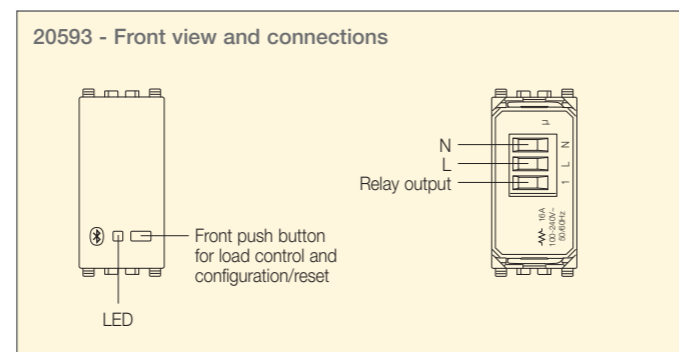
Conformity to Standard

RED directive; RoHS directive; EN 60669-2-1, EN 301 489-17, EN 300 328, EN 62479, EN 50581 standards.

Vimar SpA declares that the radio equipment complies with Directive 2014/53/EU. The full text of the EU declaration of conformity is on the product sheet available on the following website: www.vimar.com.

REACH (EU) Regulation no. 1907/2006 – Art. 33. The product may contain traces of lead.

¹ Apple Homekit is a trademark of apple Inc. App Store is a service mark of Apple Inc. To control this Apple Homekit-enabled accessory, iOS 9.0 or later is recommended. Controlling this Apple Homekit-enabled accessory automatically and away from home requires an apple TV with tvOS 10.0 or later or an iPad with iOS 10.0 or later or a HomePod/Siri set up as a home hub.



VIEW WIRELESS

Connected devices



Connected control device for socket outlet

View Wireless connected electronic control device with NO 16 A 100-240 V~ 50/60 Hz relay output, local control with push button or remote control, double technology with Bluetooth® wireless technology 5.0 standard for the realization of View Wireless mesh system and Zigbee 3.0 standard, function for measuring the instant power and load cut-off threshold, RGB LED visible in darkness with brightness control, 100-240 V 50/60 Hz power supply

EIKON



ARKÉ



IDEA



PLANA



VIEW WIRELESS

Connected devices



Connected rotary dial thermostat

The thermostat is fitted with a front dial to adjust the setpoint (between 4°C and 40°C) and a central display with white LED backlit which shows, using the dial, the measured temperature setpoint. The rotary dial is marked by a RGB backlit circular ring, which displays all the thermostat status. In addition, 4 front buttons for: on/off, °C/°F units, display brightness and heating/cooling mode.

The thermostat can be configured in the Bluetooth® wireless technology system using the View Wireless app and, using the gateway 20597-19597-16497-14597 for 02973... and 0K14597.01 for 09473..., it can liaise with the View App and with the Amazon Alexa, Google Assistant and Siri voice assistants. By means the View app, it is possible switching ON/OFF the thermostat, mode changing, daily and weekly programming and temperature setpoint selecting.

Technical specifications

- rated supply voltage: 100-240 V~, 50/60 Hz;
- dissipated power: 0.55 W;
- RF transmission power: < 100mW (20 dBm);
- frequency range: 2400-2483.5 MHz;
- terminals:
 - 2 terminals (L and N) for line and neutral;
 - 2 terminals for external temperature probe (art. 02965.1 and 20432-19432-14432 for 02973... and art. 02965.1 for 09473...).
 Maximum length of the external sensor connection cable: 10 m. Use a twisted cable with a minimum cross-section of 0.5 mm² (art. 01840);
- 2 C-NO relay terminals;
- relay output with voltage-free contact: 5(2) A 240 V~;
- current settable setpoint: 4°C - 40°C;
- temp. measurement precision (integrated probe): 0.5°C between +15°C and 30°C, 0.8°C at the extremes;
- for use for Heating/Air Conditioning (winter/summer);
- operating modes: Automatic, Manual, Reduction, Absence, Protection, Off, Timed Manual;
- temperature control algorithms: configurable PID or ON/OFF;
- 4 front buttons for control and configuration/reset;
- RGB LED for configuration status (flashing blue) and output status (configurable colour) signalling;
- operating temperature: T40 (0 °C +40 °C) (indoor use);
- protection degree: IP30;
- ErP classification (EU Reg. 811/2013): - ON/OFF: class I, contribution 1%. - PID: class IV, contribution 2%;
- device in class II;
- Configuration via View Wireless app for Bluetooth® wireless technology system.
- Controllable via app View, Alexa, Google, and Siri voice assistants.

Operation

By means the rotary dial and 4 front buttons it is possible:

- heating/cooling set (winter/summer);
- change brightness;
- change the scale of the degrees;
- set the temperature in manual operation.

The circular ring, by means the LEDs, shows:

- LED off: device/ system OFF;
- LED on: heating/cooling system ON;
- lower left LED on: the device in ON but heating/cooling system is OFF because the temperature setpoint is reached.

Reset procedure

To perform the reset and return the device to its factory settings, during the first 5 minutes that the device is powered, press the °C/°F button for 30 s. During these 30 s the circular ring flashes blue and then emits 2 white flashes to confirm the operation.

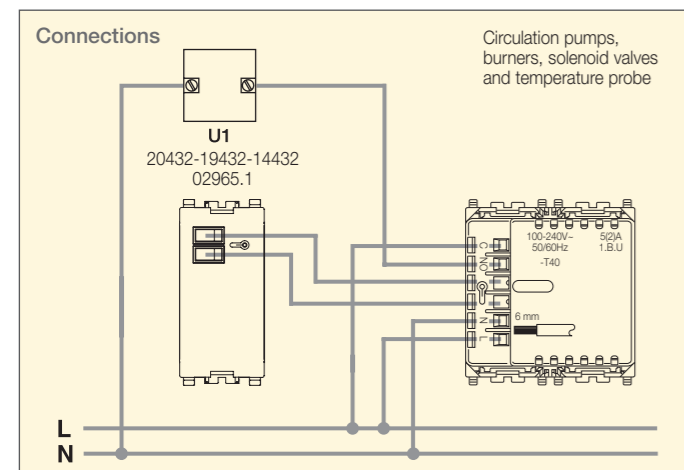
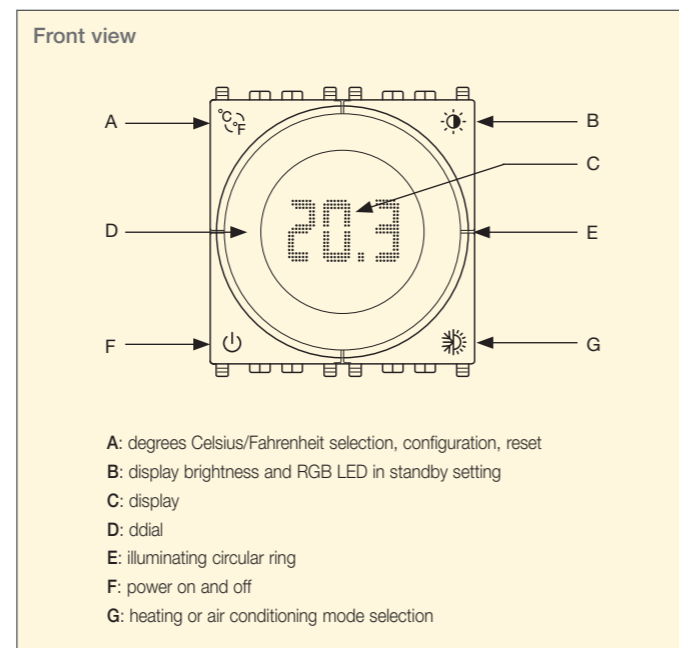
Conformity to Standard

RED directive, RoHS directive, ErP directive, EN 60730-2-7, EN 60730-2-9, EN 301 489-17, EN 300 328, EN 62479, EN 63000 standards.

Vimar SpA declares that the radio equipment complies with Directive 2014/53/EU. The full text of the EU declaration of conformity is on the product sheet available on the following website: www.vimar.com

Temperature control device regulation (EU) no. 811/2013. REACH (EU) Regulation no. 1907/2006 – Art. 33. The product may contain traces of lead.

Apple HomeKit is a trademark of apple Inc. App Store is a service mark of Apple Inc. To control this HomeKit-enabled accessory, iOS 9.0 or later is recommended. Controlling this HomeKit-enabled accessory automatically and away from home requires an apple TV with tvOS 10.0 or later or an iPad with iOS 10.0 or later or a HomePod/Siri set up as a home hub. The Apple logo, iPhone, and iPad are trademarks of Apple Inc., registered in the U.S. and other countries and regions. App Store is a service mark of Apple Inc. Google, Google Play and Google Home are trademarks of Google LLC. Amazon, Alexa and all related logos are trademarks of Amazon.com, Inc. or its affiliates.



VIEW WIRELESS

Connected devices



Connected rotary dial thermostat

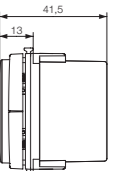
Rotary dial thermostat with relay output 5(2) A 240 V~, IoT technology on Bluetooth technology 5.0 standard for the creation of View Wireless mesh system, 1 input for external temperature sensor, 100-240 V~ 50/60 Hz power supply, heating and air conditioning in ON/OFF and PID mode, class I temperature control device (contribution 1%) in ON/OFF mode, class IV (contribution 2%) in PID mode, white LED backlighting with brightness control, 100-240 V 50/60 Hz power supply - 2 modules. To be completed with **Eikon**, **Arké** and **Plana** cover plates, for **Idea** with dedicated mounting frame 16723



▲ 02973 grey



▲ 02973.B white



Connected rotary dial thermostat

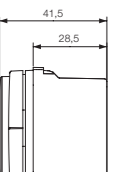
Rotary dial thermostat for ambient temperature control, 5(2) A 240 V~ relay output, View Wireless technology on Bluetooth® wireless technology 5.0 for mesh View Wireless system realization, 1 input for outer temperature sensor, supply voltage 100-240 V~ 50/60 Hz, heating and air-conditioning ON/OFF and PID, class I temperature control device (contribution 1%) in ON/OFF mode, class IV (contribution 2%) in PID mode, white LED backlighting and brightness regulation, supply voltage 100-240 V 50/60 Hz - 2 modules



▲ 09473 white



▲ 09473.CM Carbon Matt



NEVE UP



Side view diagrams show the total size and flush depth in mm

▲ New article

VIEW WIRELESS

Connected devices



Connected magnetic contact

The device is fitted with a magnetic contact and a wired contact which can be used independently. There is a button on the front for configuration and a two-tone red/blue LED for signalling the various statuses. The device can be configured in the Bluetooth® wireless technology system using the View Wireless App and, using gateway 20597-19597-16497-14597, it can liaise with the View App to notify the opening or closing of one of the 2 contacts. It can be associated with thermostat 02973 to switch off the system if a window is open. It is also designed to recall scenarios created with the View app.

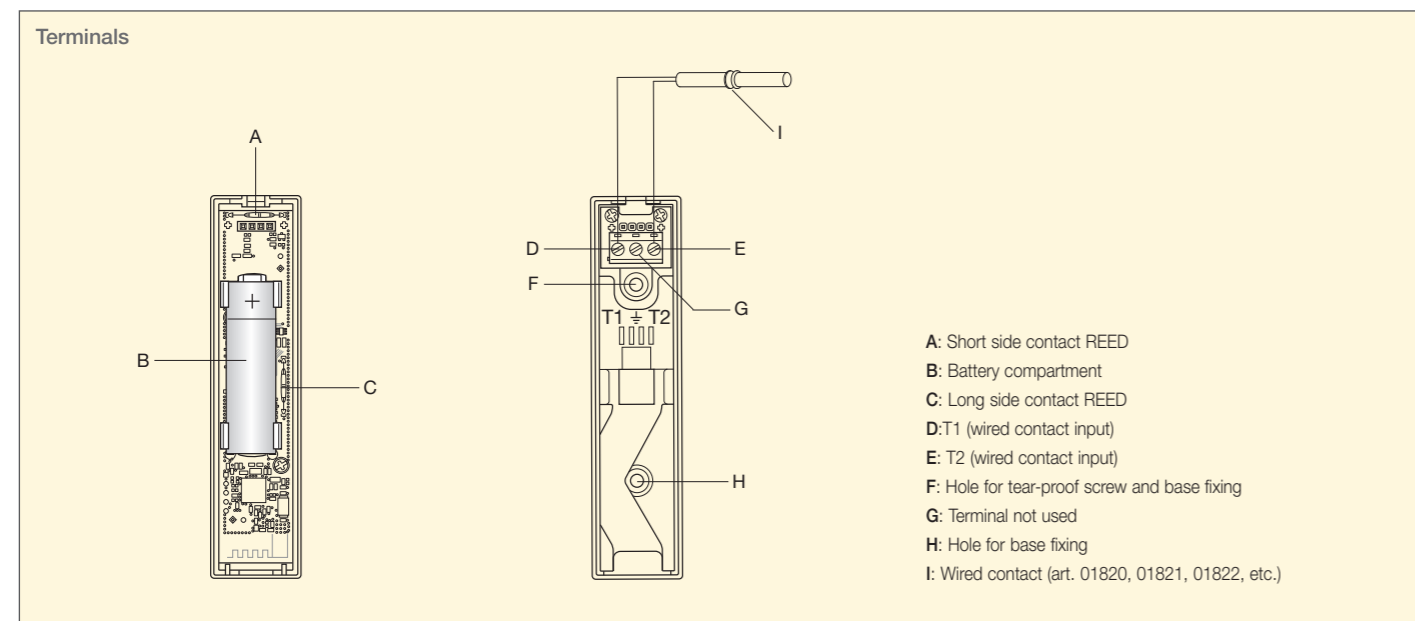
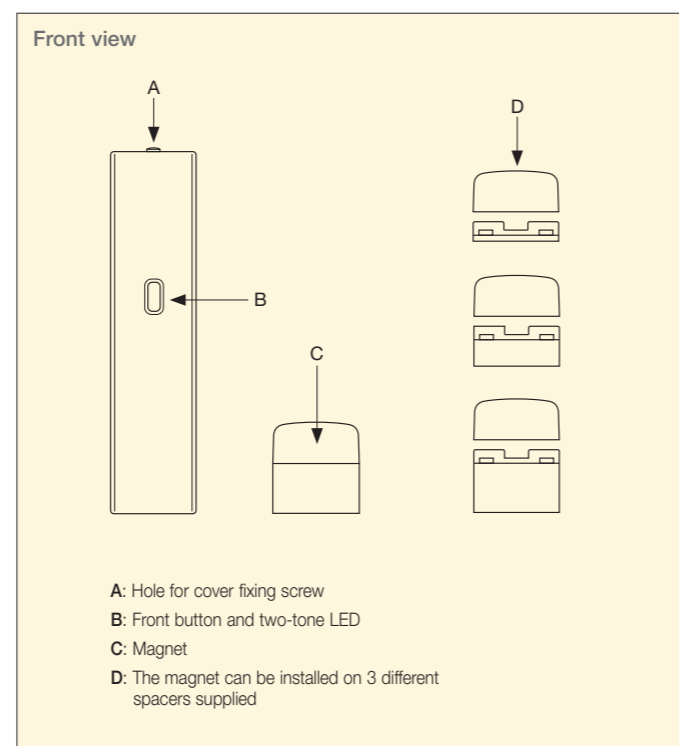
Technical specifications

- rated supply voltage: 1,5 V (AA (LR6) battery not supplied);
- Battery life: 3 years
Caution: If the system is switched off (for instance in seasonal use), the batteries will wear out sooner because the contact will continue to search for the powered devices. It is therefore advisable, where possible, to remove the batteries;
- RF transmission power: < 100 mW (20dBm);
- frequency range: 2400-2483.5 MHz;
- terminals:
 - 2 terminals for wired contact;
 - 1 not used;
- magnetic contact to be combined with the magnet supplied;
- the wired contact should be used for connections without potential;
- wired contact installation distance: max 30 m;
- 1 front configuration button;
- 1 two-tone LED for configuration status (flashing blue) and output status signalling;
- operating temperature: 0 °C ÷ +40°C (indoor use);
- configuration via View Wireless app for Bluetooth® wireless technology system.

Conformity to Standard

RED directive, RoHS directive, EN 62368-1, EN 55032, EN 55035, EN 301 489-17, EN 300 328, EN 62479, EN 63000 standards. Vimar SpA declares that the radio equipment complies with Directive 2014/53/EU. The full text of the EU declaration of conformity is on the product sheet available on the following website: www.vimar.com. REACH (EU) Regulation no. 1907/2006 – Art. 33. The product may contain traces of lead.

Apple HomeKit is a trademark of apple Inc. App Store is a service mark of Apple Inc. To control this HomeKit-enabled accessory, iOS 9.0 or later is recommended. Controlling this HomeKit-enabled accessory automatically and away from home requires an apple TV with tvOS 10.0 or later or an iPad with iOS 10.0 or later or a HomePod/Siri set up as a home hub. The Apple logo, iPhone, and iPad are trademarks of Apple Inc., registered in the U.S. and other countries and regions. App Store is a service mark of Apple Inc. Google, Google Play and Google Home are trademarks of Google LLC. Amazon, Alexa and all related logos are trademarks of Amazon.com, Inc. or its affiliates.



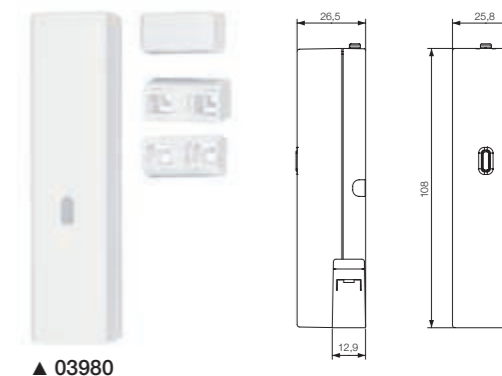
VIEW WIRELESS

Connected devices



Connected magnetic contact

Connected magnetic contact for windows and doors, View Wireless, Bluetooth 5.0 standard technology for mesh system realization, 1 clean-contact input, powered with AA LR6 1,5 V batteries (not supplied), white. To use as accessory of connected thermostat or with gateway as sensor for notification of magnetic contact open/close



VIEW WIRELESS

Connected devices



Smart card outdoor reader

The device should be installed outdoors and near an entrance (for instance a hotel room, an office, etc.) and it grants access only if the smart card associated with it is read and recognised. Using a smartphone or a tablet, the reader can be configured with Bluetooth® wireless technology via the View Wireless app and can be supervised remotely by installing the gateway 20597-19597-16497-14597. It is capable of communicating with energy saver 20467-19467-14467 (associated during configuration) to manage the utilities in the room. It manages scenarios created with the View app.

Technical specifications

- supply voltage: 100-240 V~, 50/60 Hz;
- max. power absorption from the mains: 1,1 W;
- RFID technology @ 13.56 MHz, ISO14443A Mifare standard;
- frequency range: 13.553-13.567 MHz;
- RF transmission power: < 60 dBµA/m;
- terminals:
 - L and N for power supply;
 - relay output 16 A 240 V~ C-NO (NO SELV);
 - input for DND (Do Not Disturb) signalling via front LED (uninsulated);
- 1 configuration push button;
- RGB LED for device status signalling;
- operating temperature: -5 °C - +45 °C (indoor use);
- protection degree: IP20;
- configuration via View Wireless app for Bluetooth® wireless technology system;
- frequency range: 2400-2483.5 MHz;
- RF transmission power: < 100mW (20dBm).

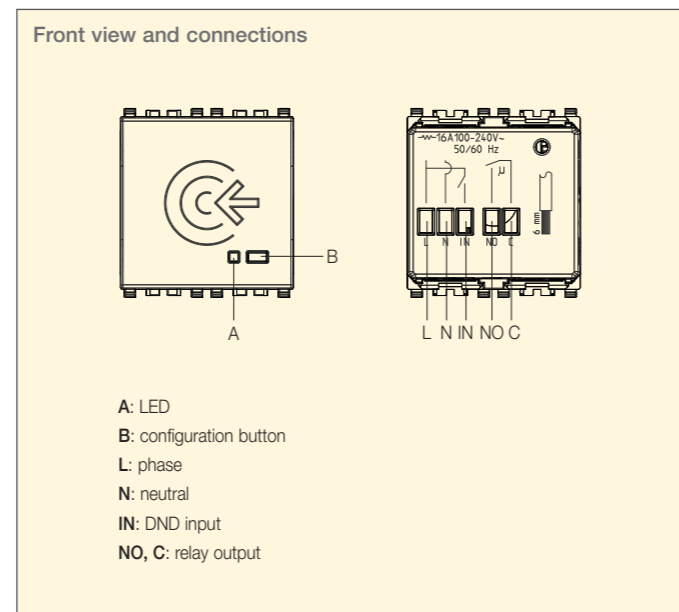
Operation

The reader has three operating modes:

- the recognition of the smart card triggers the opening of the door, through the relay switching in impulsive mode (minimum value 1 s, default value 3 s).
- if the reader is associated with the energy saver and the “change-over relay” option is active, when the card is inserted in the energy saver, relay stays ON, whereas when the card is removed, the relay switches OFF and the amount of time can be set during the configuration. In this case, the door opening will be effected by the energy saver relay to ensure greater safety.
- if the reader is not configured, it operates as a standard Mifare smart card reader.

Conformity to Standard

RED directive, RoHS directive, EN 60669-2-1, EN 301 489-3, EN 300 330, EN 301 489-17, EN 300 328, EN 62479, EN 63000 standards.
 Vimar SpA declares that the radio equipment complies with Directive 2014/53/EU. The full text of the EU declaration of conformity is on the product sheet available on the following website: www.vimar.com
 REACH (EU) Regulation no. 1907/2006 – Art. 33. The product may contain traces of lead.



Controllable loads

Resistive loads	16 A (20.000 cycles)
Incandescent lamps	5 A (20.000 cycles)
LED lamps	100 W at 240 V~ (20.000 cycles) 30 W at 100 V~ (20.000 cycles)
Fluorescent lamps	0,5 A (20.000 cycles)
Electronic transformers	4 A (20.000 cycles)

Important: the length of the cable for connection with the inputs must be no more than 30 m.

Functions of smart card reader

Functions	Stand alone	Connected
Nr. of devices	Max 110 (smart card and pocket reader)	Max 64
Nr. of rooms	Max 55*	Max 32* (without other BLE devices)
App management	-	View app
Scenarios	-	Max 16
Accesses log	-	View Wireless app
Third parties integration	-	IFTTT smart speakers

* note = 1 reader + 1 pocket reader

VIEW WIRELESS

Connected devices



Smart card outdoor reader

NFC/RFID smart card outdoor reader, card configuration using View Wireless app, Bluetooth technology standard, IoT technology on Bluetooth technology 5.0 standard for the creation of View Wireless mesh system, 1 relay output NO 16 A 100-240 V~ 50/60 Hz, 1 DND input, LED with brightness control, 100-240 V~ 50/60 Hz power supply - 2 modules

EIKON



ARKÉ



PLANA



Side view diagrams show the total size and flush depth in mm

▲ New article

VIEW WIRELESS

Connected devices



Energy saver card switch

The device should be installed in a location (for instance a hotel room, an office, etc.) and allows the activation of utilities only if the wireless smart card associated with it is read and recognised. Using a smartphone or a tablet, the device can be configured with Bluetooth® wireless technology via the View Wireless app and supervised remotely by installing the gateway 20597-19597-16497-14597 in order to signal the presence into the room by the transponder card inserted.

It is designed to communicate with the outdoor reader 20462-19462-14462 (where associated during configuration) to manage accesses to the same room and ensure greater safety via the “change-over relay” option, this function is available both in stand alone and with gateway mode. It manages scenarios created with the View app.

Technical specifications

- supply voltage: 100-240 V~, 50/60 Hz;
- max. power absorption from the mains: 1,1 W;
- white pocket lighting LED to be visible in darkness;
- RFID technology @ 13.56 MHz, ISO14443A Mifare standard;
- frequency range: 13.553-13.567 MHz;
- RF transmission power: < 60 dBμA/m;
- terminals:
 - L and N for power supply;
 - relay output 16 A 240 V~ C-NO (NO SELV);
 - IN input (not used);
- 1 configuration push button;
- operating temperature: -10 °C - +45 °C (indoor use);
- protection degree: IP20;
- configuration via View Wireless app for Bluetooth® wireless technology system;
- frequency range: 2400-2483.5 MHz;
- RF transmission power: < 100mW (20dBm).

Operation

The device has three operating modes:

- recognition of the smart card inserted in the pocket activates the internal relay. When the card is removed, the relay switches OFF after an amount of time which can be set during configuration.
- if the device is associated with an outdoor reader and the “change-over relay” option is active, when the card is inserted, the switch relay stays ON, whereas when the card is removed, the relay switches OFF, and the amount of time can be set during the configuration. In this case, the door opening will be effected by the energy saver switch relay to ensure greater safety.
- if the switch is not configured, it operates as a standard Mifare smart card reader.

Conformity to Standard

RED directive, RoHS directive, EN 60669-2-1, EN 301 489-3, EN 300 330, EN 301 489-17, EN 300 328, EN 62479, EN 63000 standards.

Vimar SpA declares that the radio equipment complies with Directive 2014/53/EU. The full text of the EU declaration of conformity is on the product sheet available on the following website: www.vimar.com

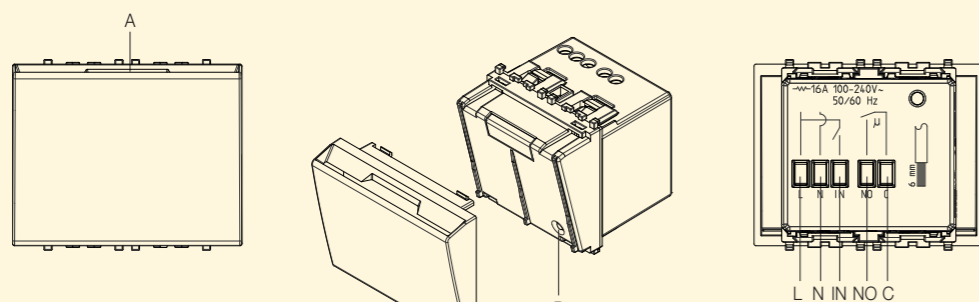
REACH (EU) Regulation no. 1907/2006 – Art. 33. The product may contain traces of lead.

Controllable loads

Resistive loads	16 A (20.000 cycles)
Incandescent lamps	5 A (20.000 cycles)
LED lamps	100 W at 240 V~ (20.000 cycles) 30 W at 100 V~ (20.000 cycles)
Fluorescent lamps	0,5 A (20.000 cycles)
Electronic transformers	4 A (20.000 cycles)

Important: the length of the cable for connection with the inputs must be no more than 30 m.

Front view and connections



- A: illuminated pocket
- B: configuration button
- L: phase
- N: neutral
- IN: input (not used)
- NO, C: relay output

VIEW WIRELESS

Connected devices



Energy saver card switch

NFC/RFID energy saver card switch for installation inside the room, IoT technology on Bluetooth® wireless technology 5.0 standard for the creation of View Wireless mesh system, 1 relay output NO 16 A 100-240 V~ 50/60 Hz, 1 configurable input, LED visible in darkness with brightness control, 100-240 V~ 50/60 Hz power supply - 2 modules

EIKON



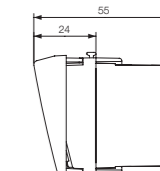
▲ 20467
grey



▲ 20467.B
white



▲ 20467.N
Next



ARKÉ



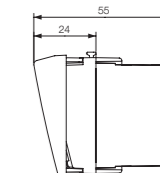
▲ 19467
grey



▲ 19467.B
white



▲ 19467.M
Metal



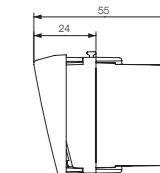
PLANA



▲ 14467
white



▲ 14467.SL
Silver



Transponder card

Mifare transponder card, back side customizable



▲ 01817

VIEW WIRELESS

Connected devices



Back fitted connected actuator

The connected actuator enables to control a load through a push button connected to L terminal and P2 input. The device has the possibility of being controlled with two different radio standards (exclusive to one another): Bluetooth® mesh (default) or Zigbee (which can be set via the View Wireless app). The Bluetooth® mesh network implies the presence of gateway 20597-19597-16497-14597 while for the dialogue via Zigbee a Zigbee gateway is required (such as Alexa Echo Plus or Echo Show). The device is equipped with:

- 1 relay output;
- 2 inputs (P1 for scenario recalling and P2 for the control of the connected load).

It performs the automatic opening of the relay for thermal protection. Switching on zero crossing.

Technical specifications

- rated supply voltage: 100-240 V~, 50/60 Hz;
 - dissipated power: 0,55 W;
 - RF transmission power: < 100 mW (20 dBm);
 - frequency range: 2400-2483,5 MHz;
 - terminals:
 - 2 terminals (L and N) for line and neutral;
 - 1 terminal (P1) to control the device;
 - 1 terminal (P2) to recall a scenario (in Bluetooth technology) and to control the device (in Zigbee technology);
 - 1 terminal (1) for connection to the load;
- For inputs P1 and P2 use push buttons art. 20008-19008-16080-14008.
- the push button connected to P1 is used both to control the load and as a configuration push button;
 - RGB LED indicating the load status and the configuration status (flashing blue);
 - operating temperature: $-10 \div +40$ °C (indoor);
 - protection degree: IP20;
 - configuration from View Wireless app for Bluetooth® wireless technology system and Amazon app for Zigbee technology;
 - controllable via View app (for Bluetooth® wireless technology) and Amazon Alexa (for Zigbee technology).

Controllable loads

Loads	100 V~	240 V~
Incandescent lamps	250 W	500 W
LED lamps	50 W	100 W
Fluorescent lamps	60 W	120 W
Electronic transformers	125 VA	250 VA

Operation in Zigbee technology mode

For operation in Zigbee technology mode, the device should be associated with the Amazon smart speaker which supports this standard, for instance Alexa Echo Plus or Echo Show (Works with Alexa) and the following parameters can be set:

- relay operation: two-position stable or one-position stable (default: two-position stable);
- one-position stable activation time.

Operation in Bluetooth® wireless technology mode (art. 03981 - 03982)

The device operates by default in Bluetooth® wireless technology and this standard makes it possible to:

- recalling a scenario through a conventional push button connected to P1 input of the device (only for art. 03981);
- controlling the device belonging to QUID system (only for art. 03982).
- associate the radio control 03925 which can be configured to control the actuator on-board or to recall a scenario.

Through the use of gateway 20597-19597-14597 the functions can be managed locally or remotely via the View app, and the control is also available via the smart speakers Alexa, Google Assistant and Siri. The device is also compatible with Apple Homekit¹.

Back fitted connected actuator for roller shutters

The connected actuator enables to control roller shutter/slots through push buttons connected to P▲ and P▼ inputs and by a wireless connection. The device has the possibility of being controlled with two different radio standards (exclusive to one another): Bluetooth® mesh (default) or Zigbee (which can be set via the View Wireless app). The Bluetooth® mesh network implies the presence of gateway 20597-19597-16497-14597 while for the dialogue via Zigbee a Zigbee gateway is required (such as Alexa Echo Plus or Echo Show). It is equipped with an output with 2 one-position stable relays with interlocked operation, with mutually exclusive activation of the relays with a minimum interlocking time. In the event of a mains power supply failure, the relays both remain open.

The push buttons connected to inputs of device only control the on-board roller shutter actuator:

- short press: if the roller shutter is not moving, the slat rotates; if the roller shutter is moving, it stops;
- long press: the upper key raises the roller shutter while the lower key lowers it;
- double pressing of either of the two keys: recalling of favourite position (this is saved via the View Wireless app).

Technical specifications

- rated supply voltage: 100-240 V~, 50/60 Hz;
- dissipated power: 0,55 W;
- RF transmission power: < 100 mW (20 dBm);
- frequency range: 2400-2483,5 MHz;
- terminals:
 - 2 terminals (L and N) for line and neutral;
 - 2 terminals (▲ and ▼) for the roller shutter output;
 - 2 terminals (P▲ and P▼) for the connection of the push buttons for the actuator control and for configuration. For the actuator control, use push buttons art. 20066-19066-16121-14066 or art. 20062-19062-16150-14062 whereas for configuration use only push buttons art. 20066-19066-16121-14066;
- RGB LED that indicates the configuration status (flashing blue);
- operating temperature: $-10 \div +40$ °C (indoor);
- protection degree: IP20;
- configuration from View Wireless app for Bluetooth® wireless technology system and Amazon app for Zigbee technology;
- Controllable via View app (for Bluetooth® wireless technology) and Amazon Alexa (for Zigbee technology).

Controllable loads

Loads	100 V~	240 V~
Roller shutter motor	2 A cos φ 0,6	2 A cos φ 0,6

Operation in Zigbee technology mode

For operation in Zigbee technology mode the device should be associated with systems which manage this standard and the following parameters can be set:

- selection between roller shutter or roller shutter+slat (default roller shutter+slat);
- roller shutter activation time (default: 180 s);
- total slat rotation time (default 2s).

Conformity to Standard (art. 03981 - 03982)

RED directive; RoHS directive; EN 60669-2-1, EN 301 489-17, EN 300 328, EN 62479, EN 50581 standards.

Vimar SpA declares that the radio equipment complies with Directive 2014/53/EU. The full text of the EU declaration of conformity is on the product sheet available on the following website: www.vimar.com. REACH (EU) regulation no. 1907/2006 – Art. 33. The product may contain traces of lead.

¹ Apple Homekit is a trademark of apple Inc. App Store is a service mark of Apple Inc. To control this Apple Homekit-enabled accessory, iOS 9.0 or later is recommended. Controlling this Apple Homekit-enabled accessory automatically and away from home requires an apple TV with tvOS 10.0 or later or an iPad with iOS 10.0 or later or a HomePod/Siri set up as a home hub.

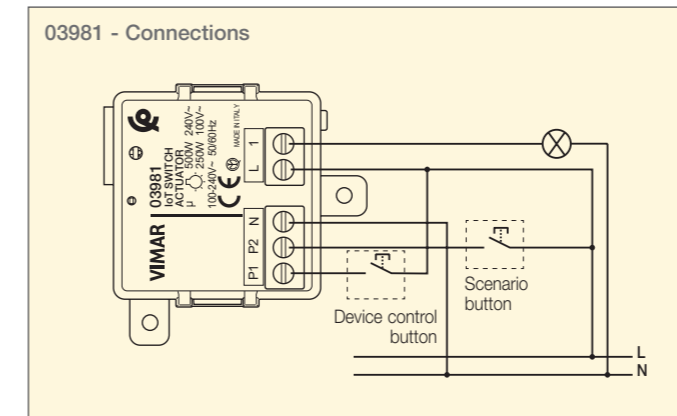
VIEW WIRELESS

Connected devices



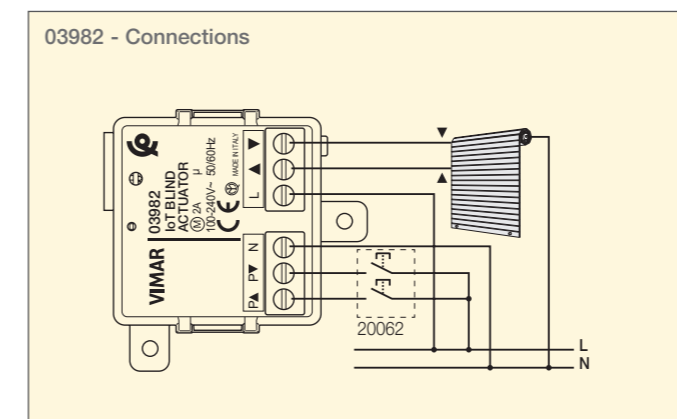
Back fitted connected actuator

IoT electronic control device with NO relay output 100-240 V 50/60 Hz for 500 W incandescent lamps, 100 W LED lamps, 250 VA electronic transformers, 120 W fluorescent lamps, remote control, 1 input for wired control to recall a scenario, double technology with Bluetooth® wireless technology 5.0 standard for the realization of View Wireless mesh system and Zigbee 3.0 standard, 100-240 V 50/60 Hz power supply, for flush mounting at the back of the device



Back fitted connected actuator for roller shutters

IoT electronic control device for 1 roller shutter with slat orientation and change-over relay output for cosφ 0,6 2 A 100-240 V~ 50/60 Hz motor, remote control, double technology with Bluetooth® wireless technology 5.0 standard for the realization of View Wireless mesh system and Zigbee 3.0 standard, 100-240 V 50/60 Hz power supply, flush mounting at the back of the device



VIEW WIRELESS

Connected devices



Connected energy meter

The device is designed to measure the consumption/production of instantaneous electricity and consumption logs with an hourly, daily, monthly and annual resolution. It should be connected to the single-phase line (or to a single line of a three-phase system) using the current probe provided. Only one meter for total consumption (or for a single load) can be installed in a system; in photovoltaic systems, a maximum of two meters can be installed (one for the exchange meter and one of the production meter).

Technical specifications

- rated supply voltage: 100-240 V~, 50/60 Hz;
- absorption: 6 mA at 100 V~, 4 mA at 240 V~ (6-4 mA);
- detectable power: from 25 W to 10 kW;
- inputs for current sensors (sensor supplied);
- dissipated power: 0,55 W;
- RF transmission power: < 100 mW (20dBm);
- frequency range: 2400-2483,5 MHz;
- terminals:
 - 2 terminals (L and N) for line and neutral;
 - connector for current probe;
- front push button for configuration/reset;
- blue LED that indicates the configuration status;
- operating temperature: -10 ÷ +40 °C (for indoors);
- protection degree: IP20;
- 1 module measuring 17,5 mm;
- configuration via View Wireless app for Bluetooth® wireless technology system;
- controllable via View app.

Operation in Bluetooth® wireless technology mode

The device only operates in Bluetooth® wireless technology mode and this standard makes it possible to:

- monitor the instantaneous power produced and consumed (in kW with values of between 25 W and 10 kW).
- monitor the energy produced and consumed in kWh.

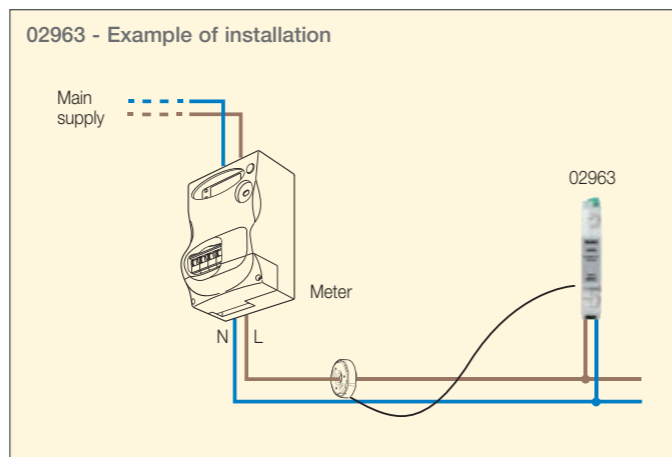
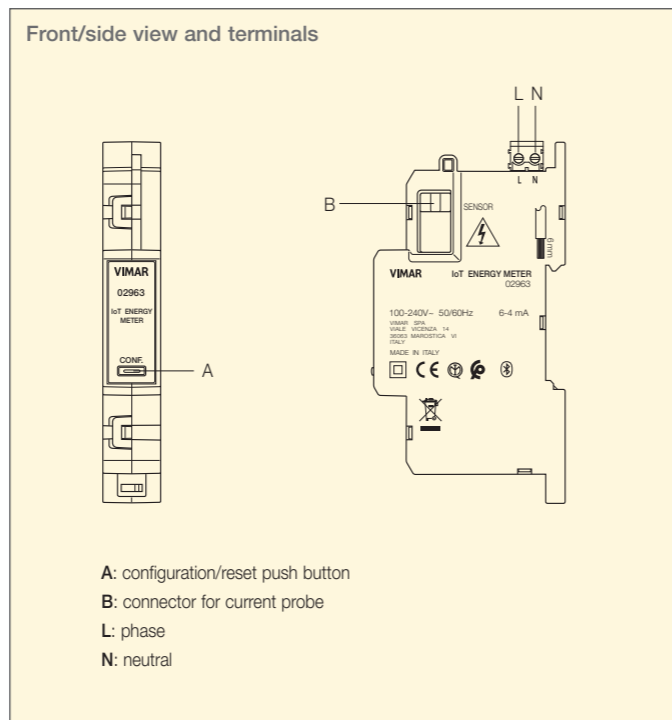
Via the gateway 20597-19597-16497-14597 the data detected are sent to the View App which displays the powers produced, consumed and drawn with the respective graphs.

Conformity to Standard

RED directive, RoHS directive, EN 61010-1, EN 61010-2-030, EN 61000-6-1, EN 61000-6-3, EN 301 489-17, EN 300 328, EN 62479, EN 50581 standards.

Vimar SpA declares that the radio equipment complies with Directive 2014/53/EU. The full text of the EU declaration of conformity is on the product sheet available on the following website: www.vimar.com.

REACH (EU) regulation no. 1907/2006 – Art. 33. The product may contain traces of lead.



VIEW WIRELESS

Connected devices



Connected energy meter

IoT device for consumption meter/production of instantaneous electricity and consumption logs (with hourly, daily, monthly, annual resolution), 1 input for toroidal current sensor supplied, detectable power 25 W-10 kW, single-phase power supply 100-240 V 50/60 Hz, IoT technology on Bluetooth® wireless technology 5.0 standard for the creation of View Wireless mesh system, for DIN (60715 TH35) rail installation, occupies 1 17,5 mm module



Energia Positiva. Insieme

