




ANGLE LOCKSHIELD VALVE FOR IRON PIPE EXPORT SERIES

TECHNICAL SPECIFICATIONS

MAX WORKING PRESSURE	10 BAR
MAX WORKING TEMPERATURE	100°C
THREADS	ISO228
CONNECTION FOR	IRON PIPES

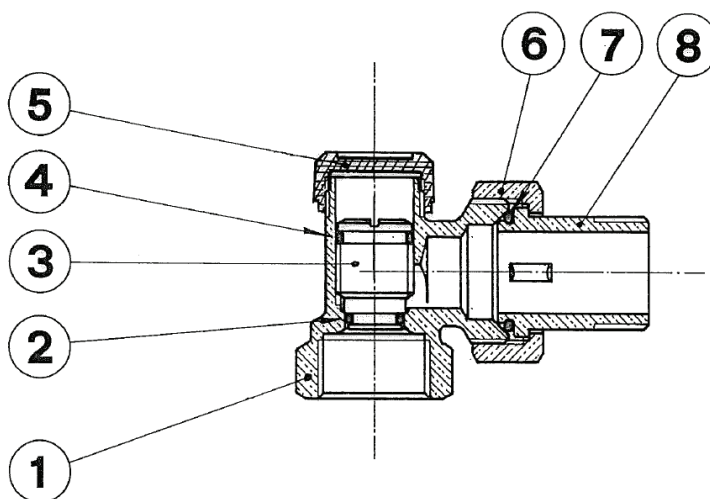


ART. 408



ART. 408B

MATERIALS

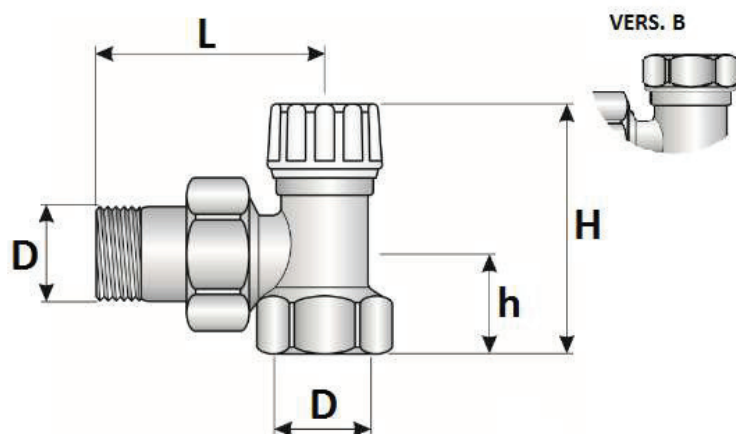


POS.	DESCRIPTION	N°	MATERIAL
1	BODY	1	BRASS CW617N
2	SCREW	1	BRASS CW614N
3	O-RING	1	NBR
4	O-RING	1	EPDM
5	CAP	1	PE (ART.408) - BRASS CW614N (ART.408B)
6	NUT	1	BRASS CW617N
7	O-RING	1	NBR
8	TANG	1	BRASS CW617N

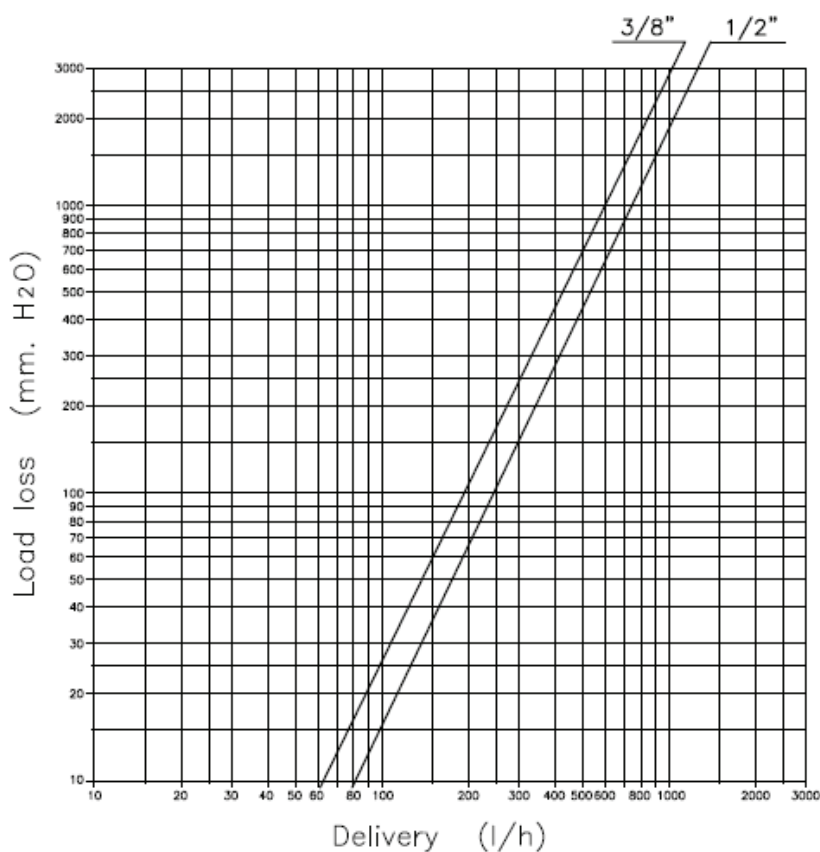


OVERALL DIMENSIONS

D	H	h	L
3/8"	59	19	70
1/2"	60	21	72



PRESSURE DROP DIAGRAMS



$$\underline{\underline{K_v \ 3/8'' = 1,85 \ m^3/h}}$$

$$\underline{\underline{K_v \ 1/2'' = 2,2 \ m^3/h}}$$





FLUID CHARACTERISTICS

IN ORDER TO GRANT PRODUCT WARRANTY, THE QUALITY OF THE WATER CONTAINED IN THE SYSTEM HAS TO BE IN CONFORMITY WITH THE RULES IN FORCE IN THE COUNTRY OF RELEVANCE OR AT LEAST TO PRESENT FEATURES NOT LESS THAN THOSE PRESCRIBED BY ITALIAN NORM UNI 8065:2019.

AS GENERAL MINIMUM INDICATIONS, AT LEAST THE FOLLOWING PARAMETERS HAVE TO BE RESPECTED:

ASPECT: LIMPID
PH: > 7 & < 8,5
IRON (FE): < 0,5 MG/KG
COPPER (CU): < 0,1 MG/KG
ANTIFREEZE (*): PASSIVATED PROPYLENE GLYCOL

CONDITIONING (*): IN THE RESPECT OF THE CONCENTRATIONS INDICATED BY THE PRODUCER

(*) ANYWAY, IN CASE OF USE OF ADDITIVES OR CONDITIONING SUBSTANCES, YOU WILL HAVE TO PREVENTIVELY VERIFY THE COMPATIBILITY OF THE SUBSTANCES YOU INTEND TO USE WITH RESPECT TO THE CONSTRUCTION MATERIALS STATED IN THIS TECHNICAL DOCUMENT FOR ALL OUR PRODUCTS.

