

Function

The undersink screw taps with filter series STARX offer all the quality and guarantee of a Made in Italy product.



Technical data

Maximum working pressure: 10 bar

Maximum working temperature: 90°C

Materials

Tap body: CW 617 N – DW UNI-EN 12165:2016

Fittings: CW 614 N – DW UNI-EN 12164:2016 ; CW 617 N – DW UNI-EN 12165:2016

Screw: Nylon

Cartridge: CW 614 N – DW UNI-EN 12164:2016 + NBR + Nylon

Anti-scale filter: AISI 304 stainless steel

Gaskets: EPDM;

Handle: ABS with chromed finish

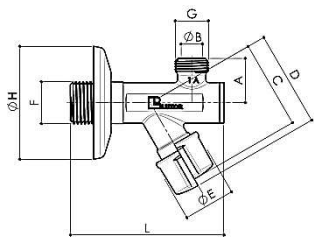
Finish

Chrome-plated finish

Dimensional drawings

S 19

Undersink screw tap with filter and sliding wall cover.

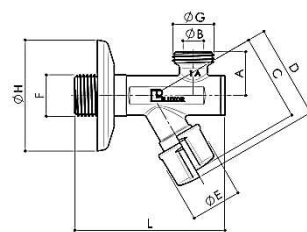


Codice	Misura	A	B	C	D	E	F
70502100	G1/2 - G3/8	22	10	44	47,5	25,6	G1/2

Codice	Misura	G	H	L	M	N	P
70502100	G1/2 - G3/8	G3/8	56	76	-	-	-

S 20

Undersink screw tap with filter and sliding wall cover.

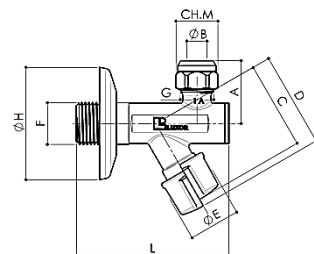


Codice	Misura	A	B	C	D	E	F
70512100	G1/2 - G1/2	22	10	44	47,5	25,6	G1/2

Codice	Misura	G	H	L	M	N	P
70512100	G1/2 - G1/2	G1/2	56	76	-	-	-

S 23

Undersink screw tap with filter, sliding wall cover and 3 pcs cartridge.

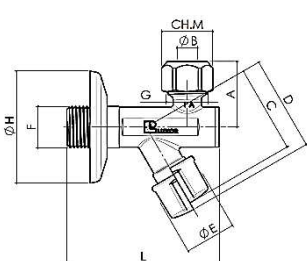


Codice	Misura	A	B	C	D	E	F
70502101CC	G1/2 - G3/8	32	10	44	47,5	25,6	G1/2

Codice	Misura	G	H	L	M	N	P
70502101CC	G1/2 - G3/8	G3/8	56	76	19	-	-

S 24

Undersink screw tap with filter, sliding wall cover and teflon ogive.

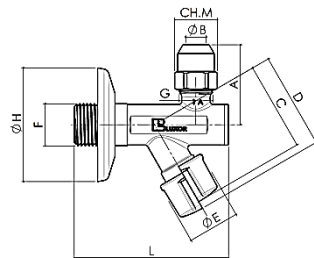


Codice	Misura	A	B	C	D	E	F
70512101	G1/2 - G1/2	33	10	44	47,5	25,6	G1/2

Codice	Misura	G	H	L	M	N	P
70512101	G1/2 - G1/2	G1/2	56	76	23	-	-

S 27

Undersink screw tap with filter, sliding wall cover, 3 pcs cartridge and high nut.

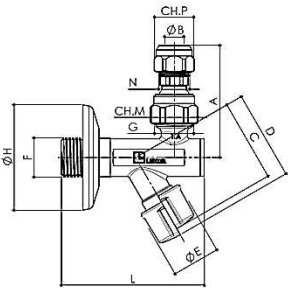


Codice	Misura	A	B	C	D	E	F
70502102CC	G1/2 - G3/8	40	10	44	47,5	25,6	G1/2

Codice	Misura	G	H	L	M	N	P
70502102CC	G1/2 - G3/8	G3/8	56	76	19	-	-

S 30

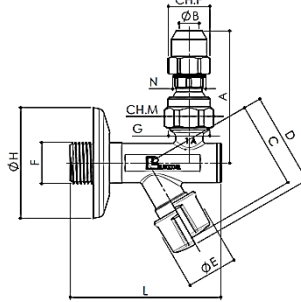
Undersink screw tap with filter, sliding wall cover and 3 pcs adjustable cartridge.



Codice	Misura	A	B	C	D	E	F
70512111CC	G1/2 - G3/8	60	10	44	47,5	25,6	G1/2
Codice	Misura	G	H	L	M	N	P
70512111CC	G1/2 - G3/8	G1/2	56	76	23	G3/8	19

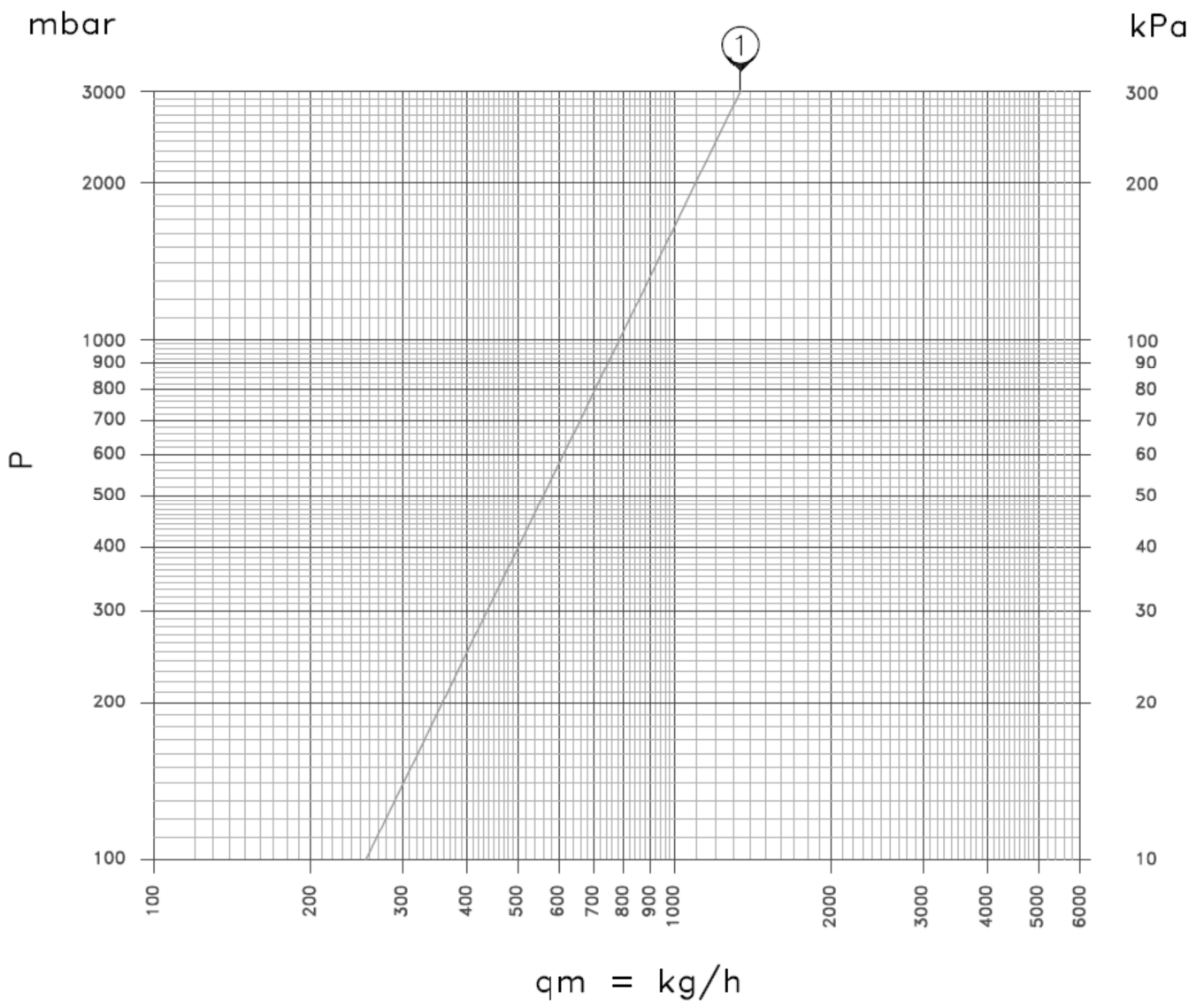
S 31

Undersink screw tap with filter, sliding wall cover and 3 pcs adjustable cartridge with high nut.



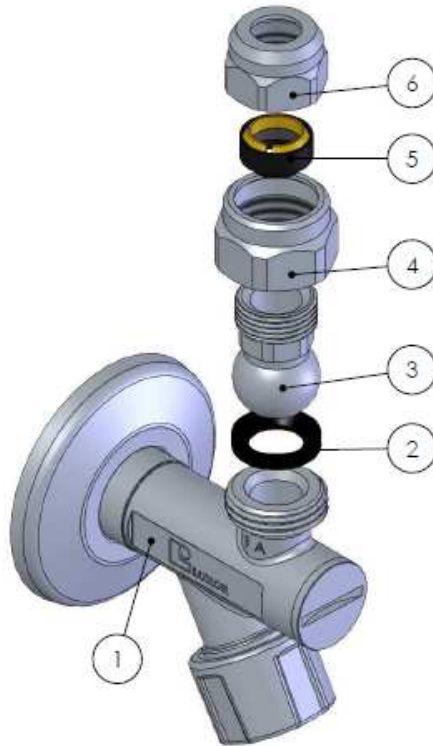
Codice	Misura	A	B	C	D	E	F
70512112CC	G1/2 - G3/8	67	10	44	47,5	25,6	G1/2
Codice	Misura	G	H	L	M	N	P
70512112CC	G1/2 - G3/8	G1/2	56	76	23	G3/8	19

Technical data



Pos.	Kv	Items
1	0.75	S 19; S 20; S 23; S 24; S 27; S 30; S 31.

Assembly instructions




For a correct assembly of the undersink taps, please follow the above steps, checking carefully the assembly direction of the cartridge and the gaskets.

It is important to first connect the nipple with wall cover to the water distribution net, then correctly insert the gaskets between the elbow and the nipple, insert the RCC cartridge into the clamping nut paying attention to the assembly direction and finally tighten the fitting to the pipe.

Warning:

- **Check the correct direction of the cartridge;**
- **Suggested tightening torque: from 25 to 30 Nm max.**

RCC cartridge



1. Tightening washer made of brass CW 614 N-DW UNI-EN 12164:2016

The brass washer has high mechanical qualities thanks to the annealing process which improves the malleability of the material, ensuring the correct coupling between the fitting and the pipe without applying an excessive clamping force.

2. Internal gasket made of NBR

Range of use for temperature up to 90°C: NBR gaskets have good mechanical qualities, low permanent deformation and low gas permeability.

3. External cartridge made of Nylon (Polyamide 6.6)

Range of use for temperature up to 90°C: the Nylon cartridge has good mechanical qualities, high toughness and shock resistance.

The RCC cartridge is the most safe and functional solution for the connection of taps to the final utilities. Being composed of three parts gathered in one single body, the RCC cartridge is the final solution to the installation problems of the compression fittings. No more parts lost or wrongly assembled, but one single piece which ensures an excellent mechanical and hydraulic tightness.



Luxor S.p.A.

Sede amministrativa, stabilimento e uffici commerciali:

Administrative office, factory and commercial office:

Tel.: 030-9961161 – Fax: 030-9961165

info@luxor.it – www.luxor.it

via Madonnina, 94 – 25018 Montichiari - (BS) Italy

Luxor si riserva il diritto di apportare miglioramenti e modifiche ai prodotti descritti ed ai relativi dati tecnici in qualsiasi momento e senza preavviso - Luxor reserves the right to ameliorate and modify the above products and their technical data at any time and without notice