

Receiver

From

Company
Reference
Address
Phone
Fax
E-mail

Item n° : 60170389
Customer pos. no.:
Model : FKV 65 30.2 T5 400D

Pump data

Type of impeller : Vortex impeller
Pump outlet : DN 65
Pump inlet : DN 65
Flange standard : EN 1092-1 / PN 16
Free passage : 65 mm
Fluid Temperature : 0 °C / 40 °C *
* For higher temperatures please contact our sales network
pH : 6,5 - 12
Kinematic viscosity : 1 mm²/s
Max Flow : 54 m³/h
Max. Head : 20,2 m
Max. Hydraulic efficiency : 31 %

Approvals

Approvals : 12050-1
ATEX : NO

INSTALLATION

Max. Ambient temperature : 40 °C
Max. installation depth : 20 m
Type of installation :
Wet - Pump only

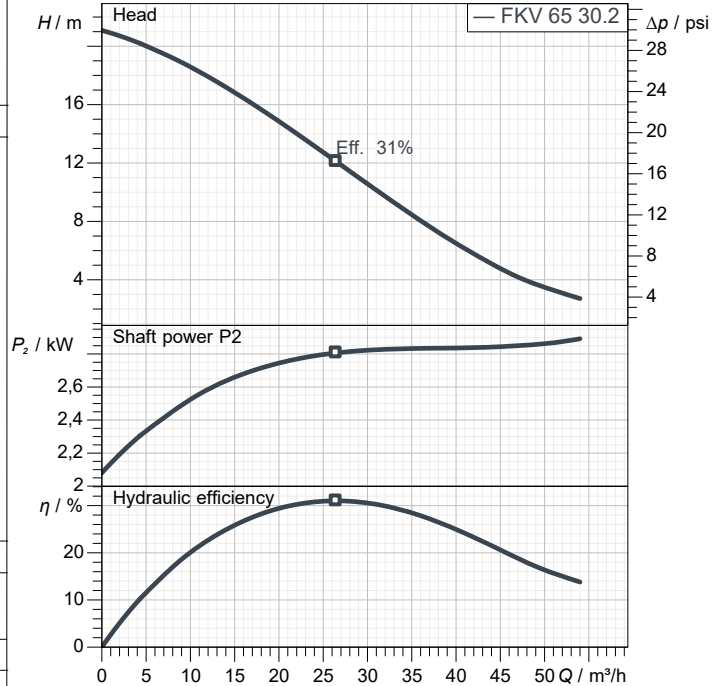
Materials

Handle : Stainless Steel (AISI 304)
Electric cable : 07RN8-F
Screws : Stainless Steel (AISI 304)
OR : NBR
Mechanical seal pump side : SiC/SiC
Mechanical seal motor side : SiC/Carbon
Motor shaft : AISI 420
Pump body / motor : Cast iron (EN GJL 200)
Impeller : Cast iron (EN GJL 250)
Coating : Acrylic Two-component 50µm

Motor data

Number of poles : 2
Max. Input power P1 : 3,42 kW
Nominal power P2 : 3 kW
Rated voltage : 3~ 400 V (+6% / -10%) 50 Hz
Nominal current : 5,7 A
Starting current (DOL / YD) : 19,1 A / —
Starting : Direct starting
Rated speed : 2.900 1/min
Efficiency : 87,7 %
Number of starts : 20 /h
Degree of protection : IP 68
Insulation class : F 150 °C
Standard cable type : 10mt 4G1.5+3x1
Water-in-oil sensor : NO
Motor protection : Thermal switch

Curve tolerance according to ISO 9906



Fluid data

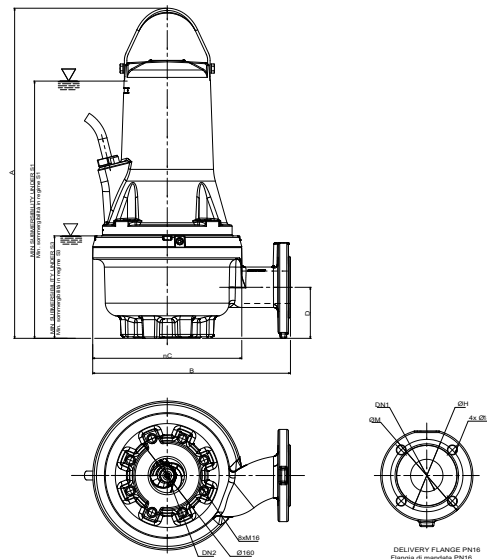
Fluid : Water
Density : 998,3 kg/m³
Fluid Temperature : 20 °C
Kinematic viscosity : 1,005 mm²/s

Requested data

Flow :
Head :

Real duty point

Flow :
Head :



Pump weight : 94 kg

Accessory weight :

Dimensions in

mm

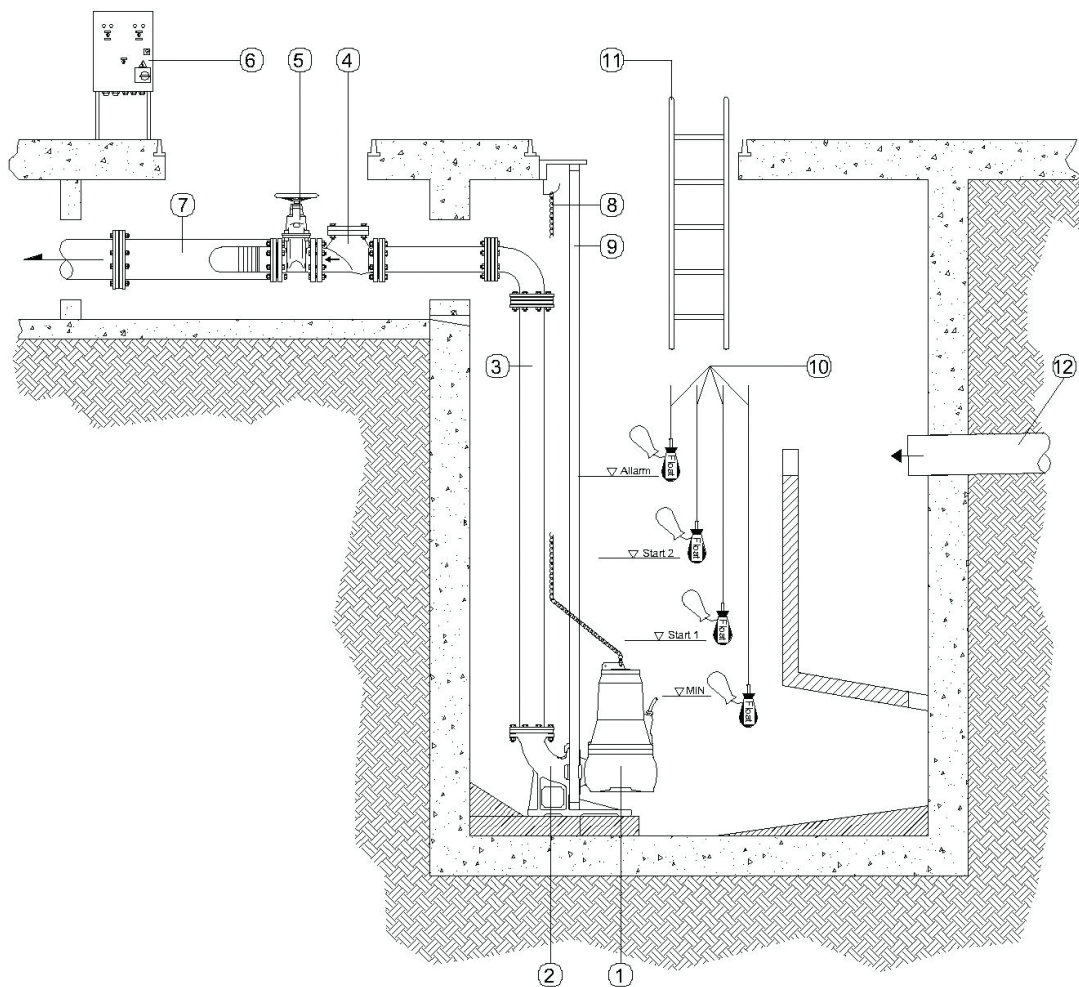
A	662	S1	515
B	396	S3	206
D	102		
DN1	65		
DN2	65		
ØC	300		
ØH	145		
ØM	185		

Receiver

From

Company
Reference
Address
Phone
Fax
E-mail

Installation example



- 1: SUBMERSIBLE PUMPS
- 2: BASE ELBOW
- 3: DISCHARGE PIPE
- 4: BALL CHECK VALVE
- 5: GATE VALVE
- 6: CONTROL PANEL
- 7: MANIFOLD
- 8: LIFTING CHAIN
- 9: DROP PIPE
- 10: LEVEL SWITCHES
- 11: SUMP INSPECTION LADDER
- 12: INTAKE PIPE

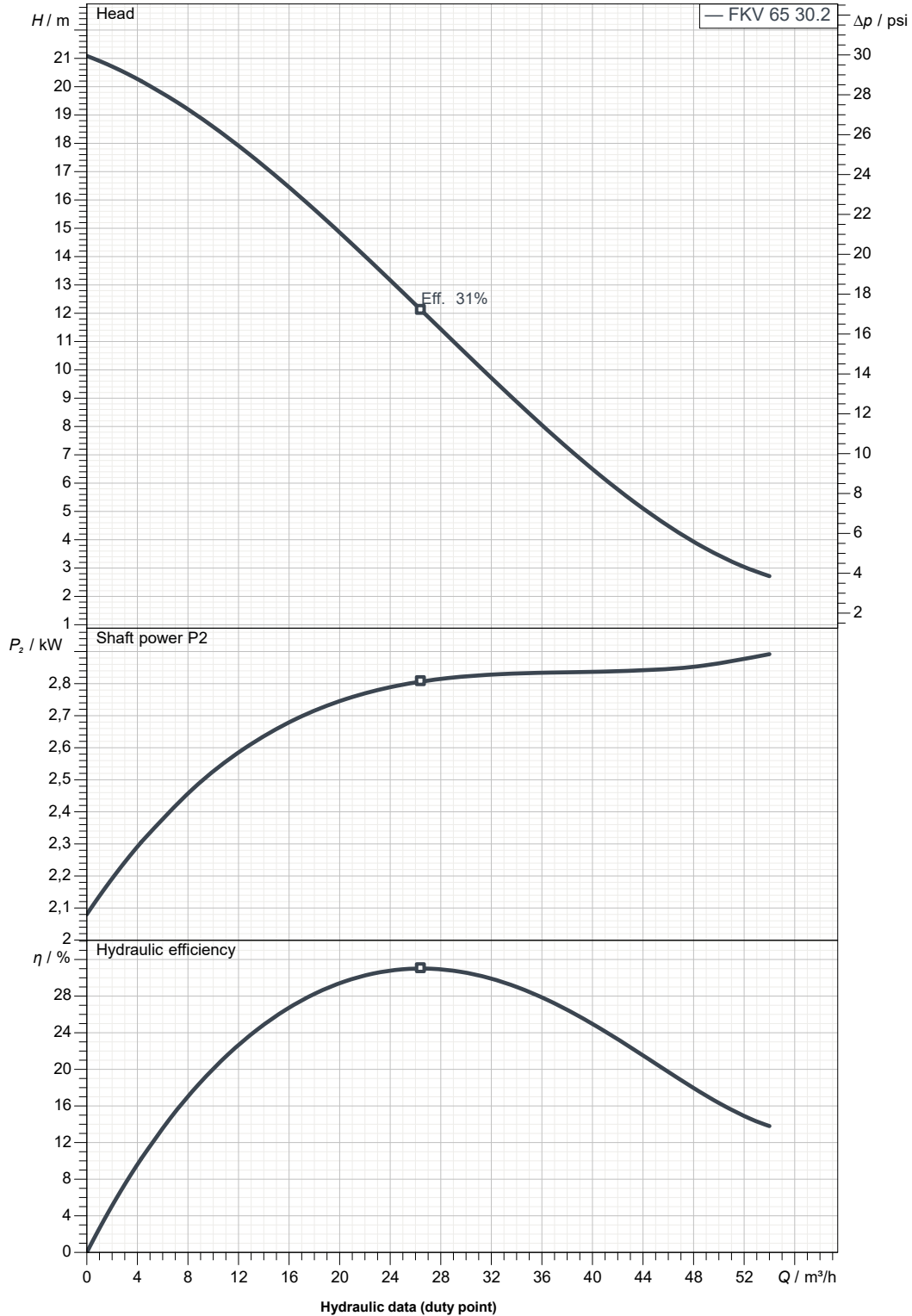
Receiver

From

Company
Reference
Address
Phone
Fax
E-mail

FKV 65 30.2 T5 400D

Curve tolerance according to ISO 9906



Suction side :
DN 65
PN 16

Discharge side :
DN 65
PN 16

Flow :

Head :

Rated speed :
2.900 1/min

MAIN_PROJECT_TITLE

BUSINESS_PROCESS_ID

OWNER_

ISSUE_DATE
2023-07-14



DIMENSIONAL DRAWING

2023-07-14

Page 4 / 4

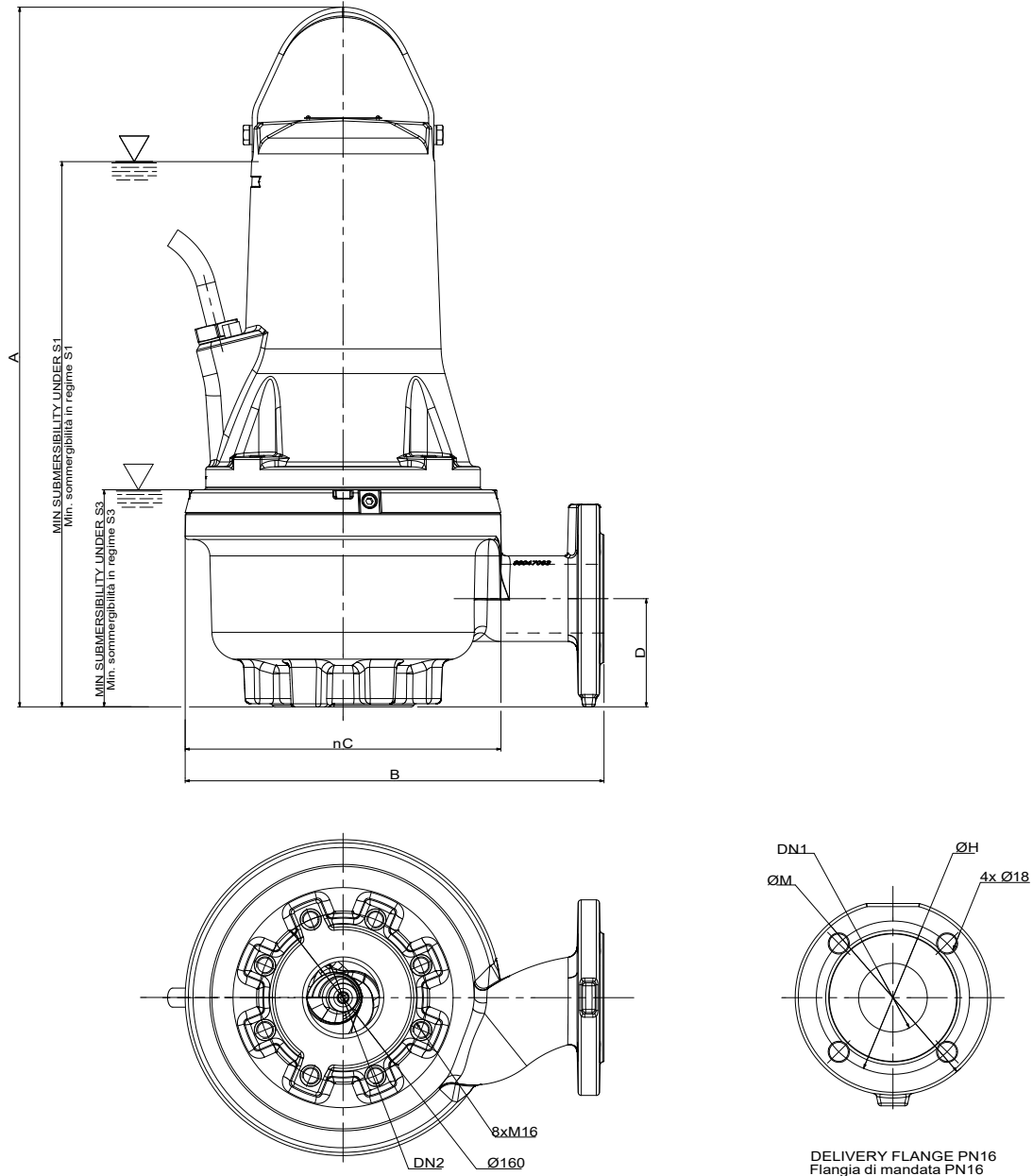
DAB PUMPS S.p.A.
Via Marco Polo, 14 - 35035 Mestrino (PD), Italy
Tel. +39 049 5125000 - Fax +39 049 5125950
www.dabpumps.com

Receiver

From

Company
Reference
Address
Phone
Fax
E-mail

FKV 65 30.2 T5 400D



Dimensions in mm			Pump connection	
1	A	662		
2	B	396		
3	D	102		Suction
4	DN1	65		DN 65
5	DN2	65		PN 16
6	ØC	300		
7	ØH	145		Discharge
8	ØM	185		DN 65
9	S1	515		PN 16
10	S3	206		
11				

MAIN_PROJECT_TITLE	BUSINESS_PROCESS_ID	OWNER	ISSUE_DATE 2023-07-14
--------------------	---------------------	-------	---------------------------------