


Pedestal Basin Installation Instructions



01、First draw position on the ground




02、Installed on a faucet on a specific location




03、On a specific location to install on and out of the water pipes



04、Back into a specific position against the wall after installation accessories



05、Screw mounted on the fixed



06、Basic to complete the installation