

MTWD-N

Multi-jet dry dial meter for hot water

The MTWD-N multi-jet meter guarantees a reliable collection of meter data for individual consumption billing and can optionally be retrofitted with a pulser.

The meter is equipped with an 8-digit register and 1 l/pulse as standard or is available with a 7-digit register and 10 l/pulse.

Optionally available with brass register box.



Performance characteristics at a glance

- Multi-jet dry dial meter with protected magnetic coupling
- For horizontal and vertical installation, also available in standpipe and downpipe design on request
- Register cap made of UV-resistant polymer plastic
- Brass body according to UBA (Federal Environment Office) list
- Register rotatable 355°
- Operating pressure MAP 16
- Approved in accordance with MID

Applications

- For the consumption measurement of hot and unpolluted drinking water or service water up to 90°C

AMR options

- Can be retrofitted with pulser:
 - Standard pulse value 1 l/pulse
 - Optional 10 l/pulse

MTWD-N

Technical data				Riser / Down		Riser		
Permanent flowrate	Q_3	m ³ /h	2.5	4	4	6.3	6.3	10
Comparable to nominal flowrate (EEC)	Q_n	m ³ /h	1.5	2.5	2.5	3.5	3.5	6
Attainable measuring range	Q_3/Q_1	R	80H	80H/40V	R80H	80H/40V	R80H	80H/40V
Standard measuring range ¹	Q_3/Q_1	R	80H	80H/40V	R80H	80H/40V	R80H	80H/40V
Comparable to metrological class (EEC)	Class	-	B-H	B-H/A-V	B-H	B-H/A-V	B-H	B-H/A-V
Overload flowrate ²	Q_4	m ³ /h	3.13	5	5	7.88	7.88	12.5
Transitional flowrate ²	Q_2	l/h	50H	80H/160V	80	126H/252V	126	200H/400V
Minimum flowrate ²	Q_1	l/h	31H	50H/100V	50	79H/158V	79	125H/250V
Start-up flow rate	-	l/h	<10	<10	<10	<18	<18	<18
Display range	min.	l	0.02	0.02	0.02	0.02	0.02	0.02
	max.	m ³	R8 99,999.999 R7 99,999.99	R8 99,999.999 R7 99,999.99	R8 99,999.999 R7 99,999.99	R8 99,999.999 R7 99,999.99	R8 99,999.999 R7 99,999.99	R8 99,999.999 R7 99,999.99
Temperature range	-	°C	0.1°C - 90°C	0.1°C - 90°C	0.1 - 90	0.1°C - 90°C	0.1 - 90	0.1°C - 90°C
Operating pressure	MAP	bar	0.3 - 16	0.3 - 16	0.3 - 16	0.3 - 16	0.3 - 16	0.3 - 16
Pulse value	-	l/pulse	1/10	1/10	1/10	1/10	1/10	1/10
Pressure loss class at Q_3	Δp	bar	$\Delta 0.63$	$\Delta 0.63$	$\Delta 0.63$	$\Delta 0.63$	$\Delta 0.63$	$\Delta 0.63$
Mechanical environmental condition	-	-	M2	M2	M2	M2	M2	M2
Climatic condition ³	-	°C	5°C - 55°C	5°C - 55°C	5 - 55	5°C - 55°C	5 - 55	5°C - 55°C
Flow profile sensitivity	-	-	U0/D0	U0/D0	U0/D0	U0/D0	U0/D0	U0/D0

Dimensions and weights:

Nominal diameter	DN	mm	15	20	20	25	25	25
		inch	1/2"	3/4"	3/4"	1"	1"	1"
Overall length without connectors ¹	L2	mm	165/170	190	105	260	150	260
Overall length with connectors approx.	L1	mm	245/250	286	201	378	268	378
Thread meter G x B	D1	inch	3/4"	1"	1"	1 1/4"	1 1/4"	1 1/4"
Thread connector R x	D2	inch	1/2"	3/4"	3/4"	1"	1"	1"
Width approx.	B	mm	95	95	95	95	95	95
Height approx.	H1	mm	120	120	140	120	160	120
	H2	mm	35	25	-	35	-	40
Weight approx.	-	kg	1.3	1.6	1.7	2.1	2.1	2.1

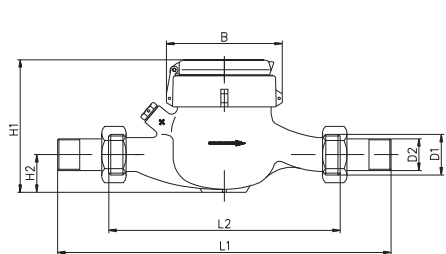
¹ Other measuring ranges (R) and overall lengths on request

² The data refers to the standard measuring range

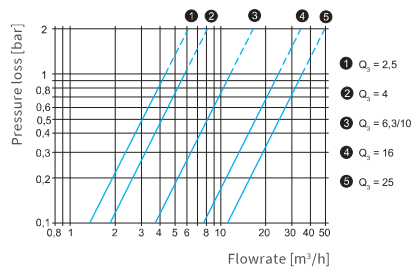
³ Condensation possible

⁴ Only available as factory tested version

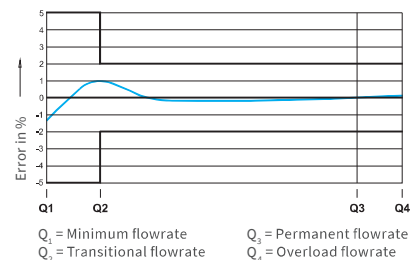
Attention: not all versions are available in all markets



Dimensions



Typical pressure loss curve



Typical error curve

MTWD-N

Technical data			Riser		Riser		
Permanent flowrate	Q_3	m ³ /h	10	10	16	16	25 ⁴
Comparable to nominal flowrate (EEC)	Q_n	m ³ /h	6	6	10	10	16
Attainable measuring range	Q_3/Q_1	R	80H/40V	R80H	80H/40V	R80H	80H/40V
Standard measuring range ¹	Q_3/Q_1	R	80H/40V	R80H	80H/40V	R80H	80H/40V
Comparable to metrological class (EEC)	Class	-	B-H/A-V	B-H	B-H/A-V	B-H	B-H/A-V
Overload flowrate ²	Q_4	m ³ /h	12.5	12.5	20	20	31.3
Transitional flowrate ²	Q_2	l/h	200H/400V	200	320H/640V	320	501H/1000V
Minimum flowrate ²	Q_1	l/h	125H/250V	125	200H/400V	200	313H/625V
Start-up flow rate	-	l/h	<18	<18	<40	<40	<45
Display range	min.	l	0.02	0.02	0.02	0.02	0.02
	max.	m ³	R8 99,999.999 R7 99,999.99	R8 99,999.999 R7 99,999.99	R8 99,999.999 R7 99,999.99	R8 99,999.999 R7 99,999.99	R8 99,999.999 R7 99,999.99
Temperature range	-	°C	0.1°C - 90°C	0.1 - 90	0.1°C - 90°C	0.1 - 90	0.1°C - 90°C
Operating pressure	MAP	bar	0.3 - 16	0.3 - 16	0.3 - 16	0.3 - 16	0.3 - 16
Pulse value	-	l/pulse	1/10	1/10	1/10	1/10	1/10
Pressure loss class at Q_3	Δp	bar	$\Delta 0.63$	$\Delta 0.63$	$\Delta 0.63$	$\Delta 0.63$	$\Delta 0.63$
Mechanical environmental condition	-	-	M2	M2	M2	M2	M2
Climatic condition ³	-	°C	5°C - 55°C	5 - 55	5°C - 55°C	5 - 55	5°C - 55°C
Flow profile sensitivity	-	-	U0/D0	U0/D0	U0/D0	U0/D0	U0/D0

Dimensions and weights:							
Nominal diameter	DN	mm	32	25	40	40	50
		inch	1 1/4"	1"	1 1/2"	1 1/2"	2"
Overall length without connectors ¹	L2	mm	260	150	300	150/200	300
Overall length with connectors approx.	L1	mm	384	268	428	278/328	444
Thread meter G x B	D1	inch	1 1/2"	1 1/4"	2"	2"	2 1/2"
Thread connector R x	D2	inch	1 1/4"	1"	1 1/2"	1 1/2"	2"
Width approx.	B	mm	95	95	110	110	110
Height approx.	H1	mm	120	160	145	165	150
	H2	mm	40	---	50	---	60
Weight approx.	-	kg	2.2	2.1	3.6	4.0/4.9	4

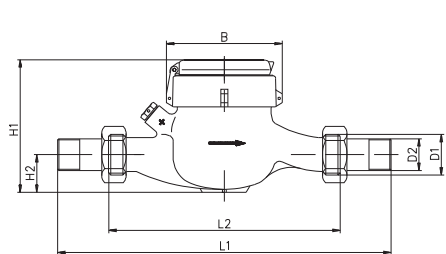
¹ Other measuring ranges (R) and overall lengths on request

² The data refers to the standard measuring range

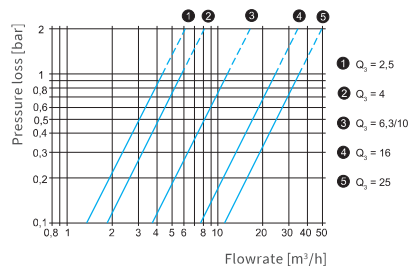
³ Condensation possible

⁴ Only available as factory tested version

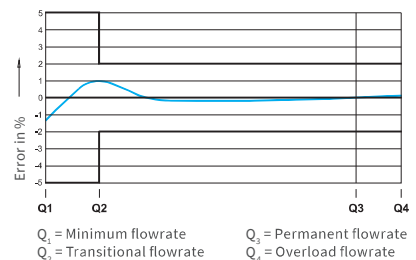
Attention: not all versions are available in all markets



Dimensions



Typical pressure loss curve



Typical error curve

ZENNER International GmbH & Co. KG

Heinrich-Barth-Straße 29
66115 Saarbrücken
Germany

Phone +49 681 99 676-30
Fax +49 681 99 676-3100
E-mail info@zenner.com
Internet www.zenner.com