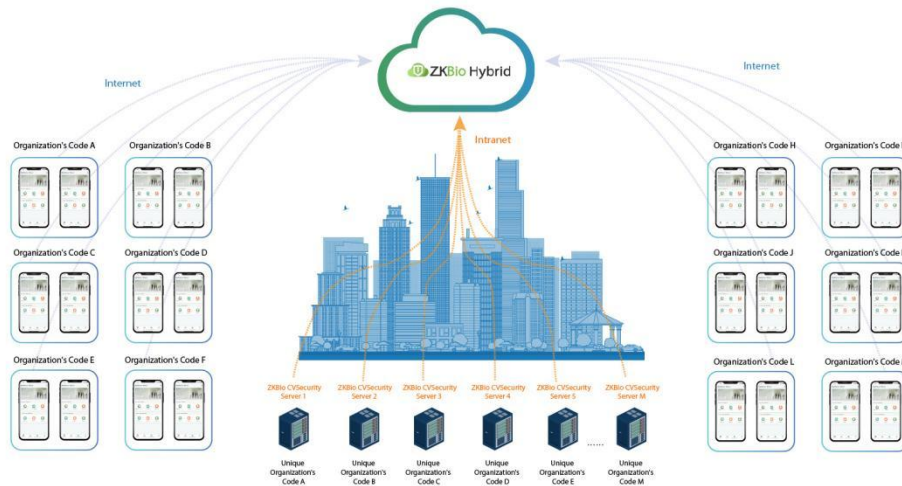


# 1. What's ZKBio Hybrid?

ZKBio Hybrid is a sub-service of Minerva IOT that serves as a communication medium to make your locally installed applications (e.g., ZKBio CVSecurity within an intranet) accessible from anywhere at any time.



# 2. How to configure ZKBio Hybrid and APP ?

Before you can use the ZKBio CVSecurity APP, you must activate ZKBiohybrid.



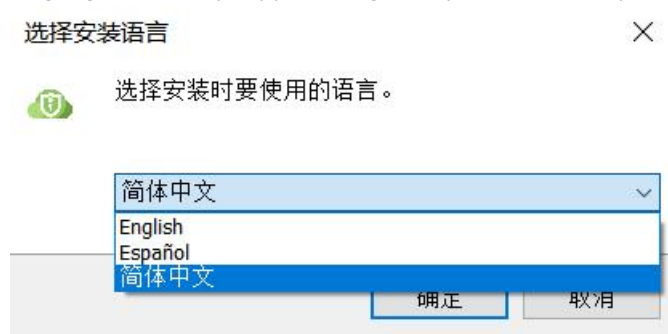
**Note :**  
ZKBio Hybrid is only available in ZKBio CVSecurity V6.1.0 or above.

## Step 1 .ZKBio Hybrid Installation

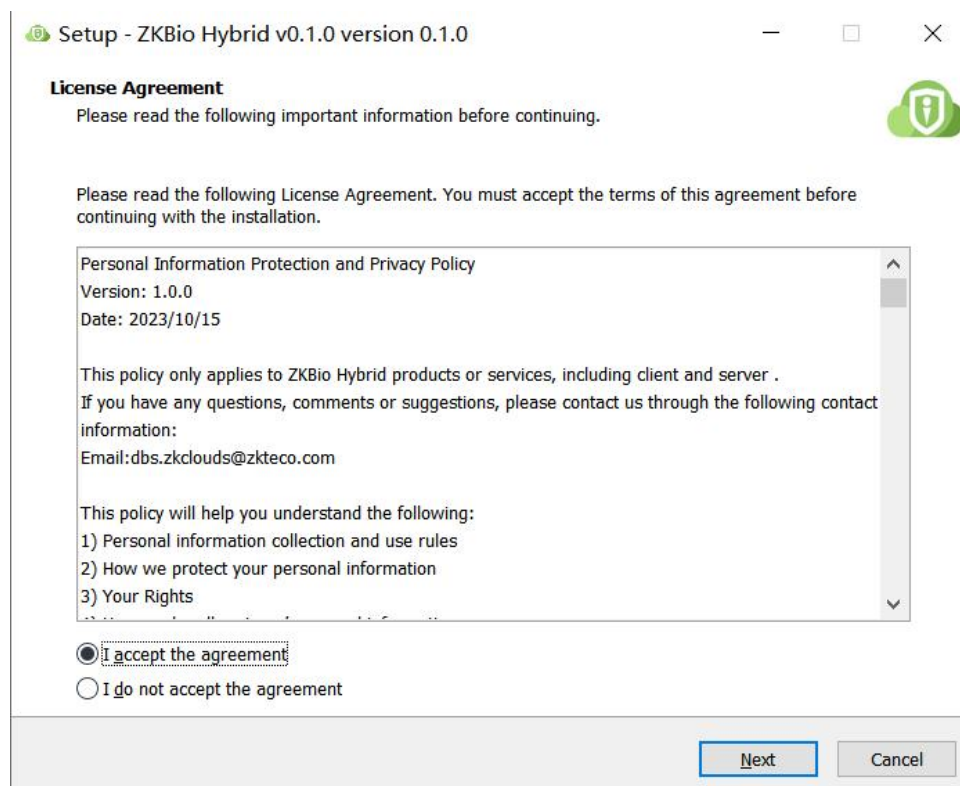
- ① Download the ZKBio Hybrid client and double-click it to start installation.

ZKBio Hybrid v0.1.0.exe

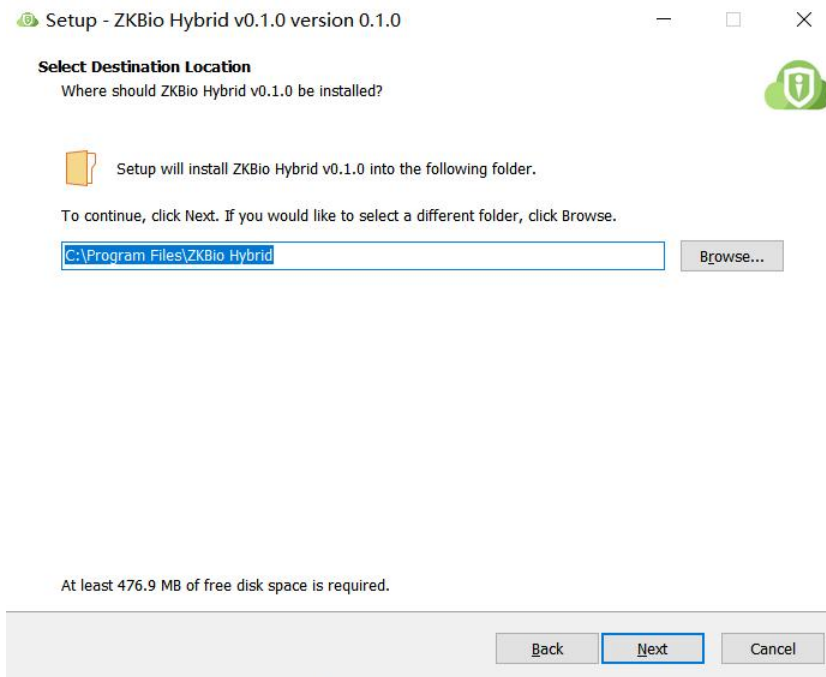
- ② Select the language, currently supports English, Spanish and Simplified Chinese.



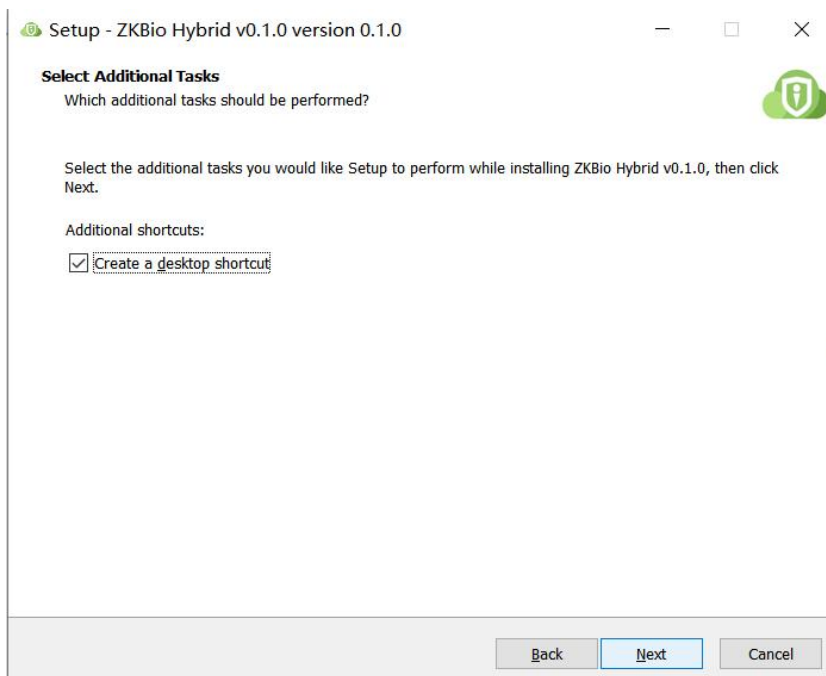
- ③ Please read carefully and agree to the License Agreement, then click **Next**.



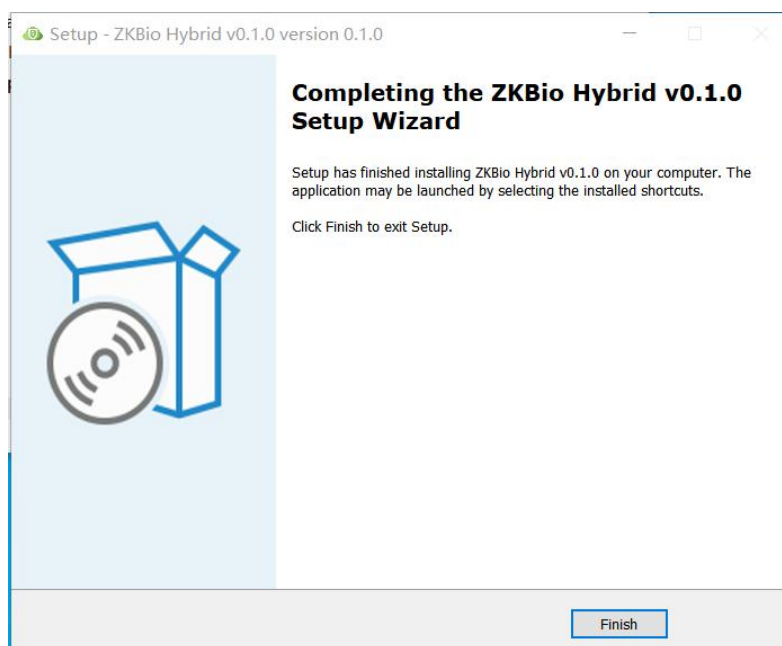
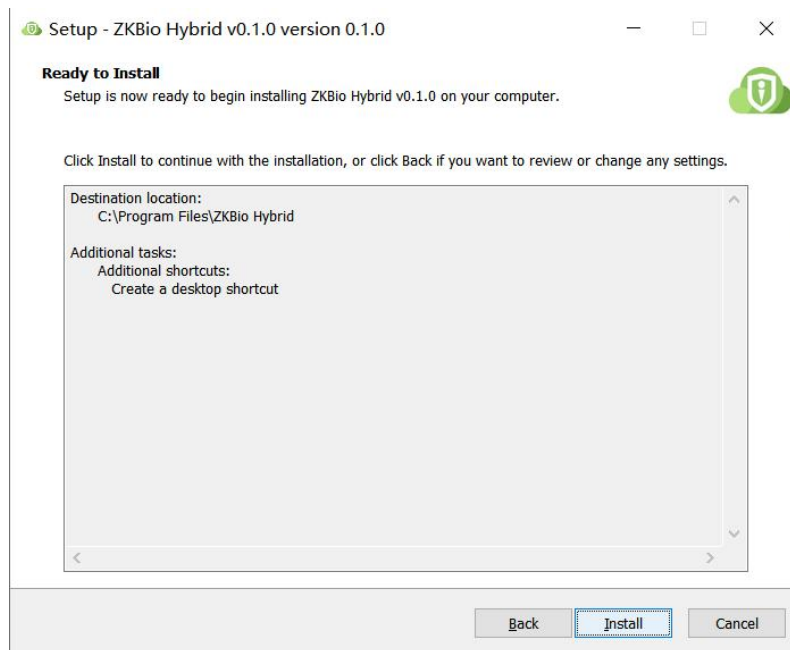
- ④ Configure the installation path, then click **Next**.



- ⑤ Select to create a desktop shortcut, then click **Next**.



- ⑥ Click **Install** until the installation is complete.



## Step 2. ZKBio Hybrid Activation

① After the installation is complete, double-click the desktop shortcut icon, and then jump to the browser activation page



Welcome to ZKBio Hybrid Service, the journey to the cloud is so easy

For first-time use, you need to complete the ZKBio Hybrid activation

7seconds to automatically jump to the activation page

If the jump fails, go manually [Manually jump](#)

② Follow the steps on the page to complete activation.

### ➤ Please select area

**Hybrid Cloud Activation**  
[Activation code activation >>](#)

ZKBio Hybrid is a service based on ZKTeco MinervaloT platform. Activating Hybrid Cloud requires registering as a MinervaloT user and creating a company. One cloud account can bind multiple Hybrid Cloud services, but one company can only bind one set of Hybrid Cloud services.

① Please select area      ② Bind Hybrid Cloud account      ③ Select company      ④ Activation waiting

\* Area:

\* Local Application: ZKBio CVSecurity

**Area:**Select the area of the cloud server, currently only Singapore and China are available, other areas will be added later.

**Local Application :**The application to be linked to the hybrid cloud, currently only ZKBio CVSecurity is available.

### ➤ Bind Hybrid Cloud Account

**Hybrid Cloud Activation**  
[Activation code activation >>](#)

ZKBio Hybrid is a service based on ZKTeco MinervaloT platform. Activating Hybrid Cloud requires registering as a MinervaloT user and creating a company. One cloud account can bind multiple Hybrid Cloud services, but one company can only bind one set of Hybrid Cloud services.

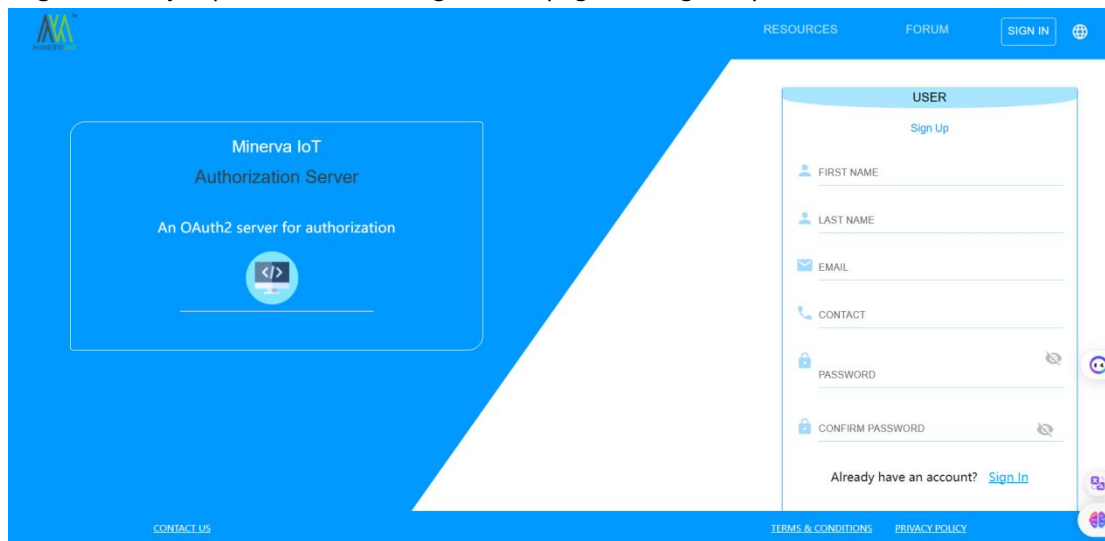
① Please select area      ② Bind Hybrid Cloud account      ③ Select company      ④ Activation waiting

No account yet, please click [register](#).

\* Username: root

\* Password:

If you already have a MinervaIoT account, you can use it and log in; otherwise click on **Register**; then jump to Minerva IOT registration page and register your account.



### ➤ Select Company

Select a company, if you don't currently have a company, you can choose to create one by clicking **Use New Company**.

#### Hybrid Cloud Activation

[Activation code activation >>](#)

ZKBio Hybrid is a service based on ZKTeco MinervaloT platform. Activating Hybrid Cloud requires registering as a MinervaloT user and creating a company. One cloud account can bind multiple Hybrid Cloud services, but one company can only bind one set of Hybrid Cloud services.

Progress: 1. Please select area (checked) — 2. Bind Hybrid Cloud account (checked) — 3. Select company (active) — 4. Activation waiting

\* Select company:  [Use new company](#)

#### Hybrid Cloud Activation

[Activation code activation >>](#)

ZKBio Hybrid is a service based on ZKTeco MinervaloT platform. Activating Hybrid Cloud requires registering as a MinervaloT user and creating a company. One cloud account can bind multiple Hybrid Cloud services, but one company can only bind one set of Hybrid Cloud services.

Progress: 1. Please select area (checked) — 2. Bind Hybrid Cloud account (checked) — 3. Select company (active) — 4. Activation waiting

\* Country:  [Use existing company](#)

\* Name:

\* Code:

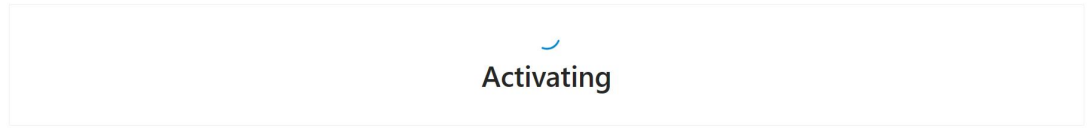
Start Activating and wait for 1-2 minutes until the Activation completely.

### Hybrid Cloud Activation

[Activation code activation >>](#)

ZKBio Hybrid is a service based on ZKTeco MinervaloT platform. Activating Hybrid Cloud requires registering as a MinervaloT user and creating a company. One cloud account can bind multiple Hybrid Cloud services, but one company can only bind one set of Hybrid Cloud services.

1 Please select area 2 Bind Hybrid Cloud account 3 Select company 4 Activation waiting



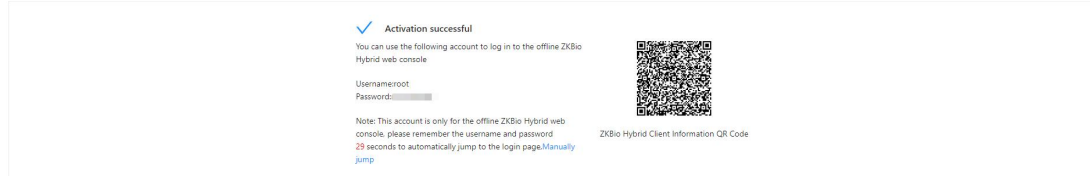
After activation successful, you can get the organization's QR Code ( Be sure to save your organization code, the mobile app requires it to be scanned in order to log in )

### Hybrid Cloud Activation

[Activation code activation >>](#)

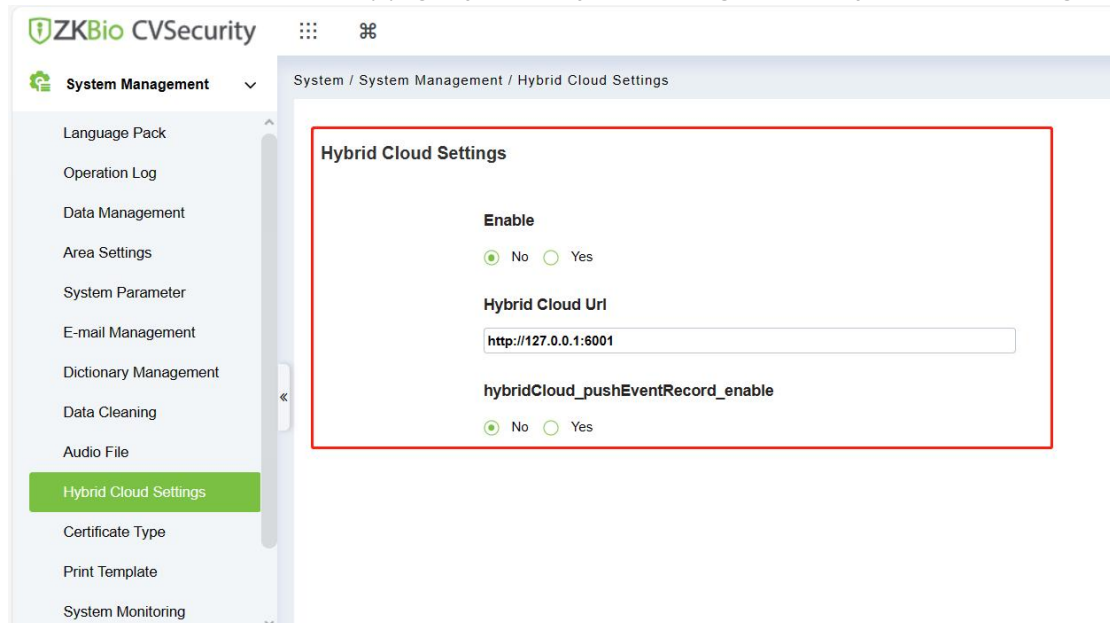
ZKBio Hybrid is a service based on ZKTeco MinervaloT platform. Activating Hybrid Cloud requires registering as a MinervaloT user and creating a company. One cloud account can bind multiple Hybrid Cloud services, but one company can only bind one set of Hybrid Cloud services.

1 Please select area 2 Bind Hybrid Cloud account 3 Select company 4 Activation waiting



## Step 3. Start to Use Mobile App

① Go to ZKBio CVSecurity page, System -> System Management -> Hybrid Cloud Setting ,



**Enable** :select **Yes** to enable ZKBio Hybrid.

**Hybrid Cloud Uri** :Enter the address of your ZKBio Hybrid client; if your ZKBio Hybrid is installed under the same server as ZKBio CVSecurity, the default address (http://127.0.0.1:6001) does not need to be changed.

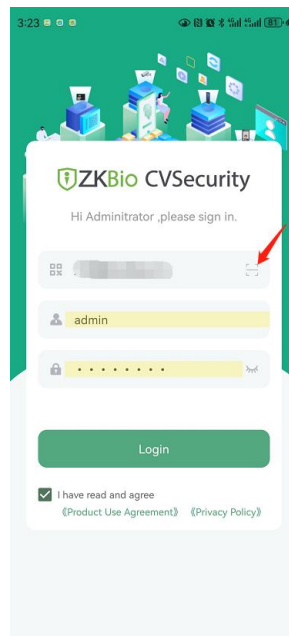


**Enable Hybrid cloud push event:**select **Yes**.Then start pushing ZKBio CVSecurity data to Hybrid Cloud and be able to use it in the Mobile App

- ② Open your mobile app,select your role.



#### ❖ Administrator login

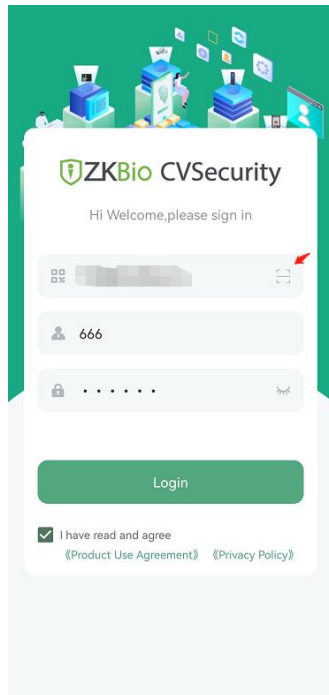


**Organization Name :**Scan the organization code you get before.

**Account & Password:**The administrator account;Same account & password as zkbio cvsecurity web.



❖ Personnel Login

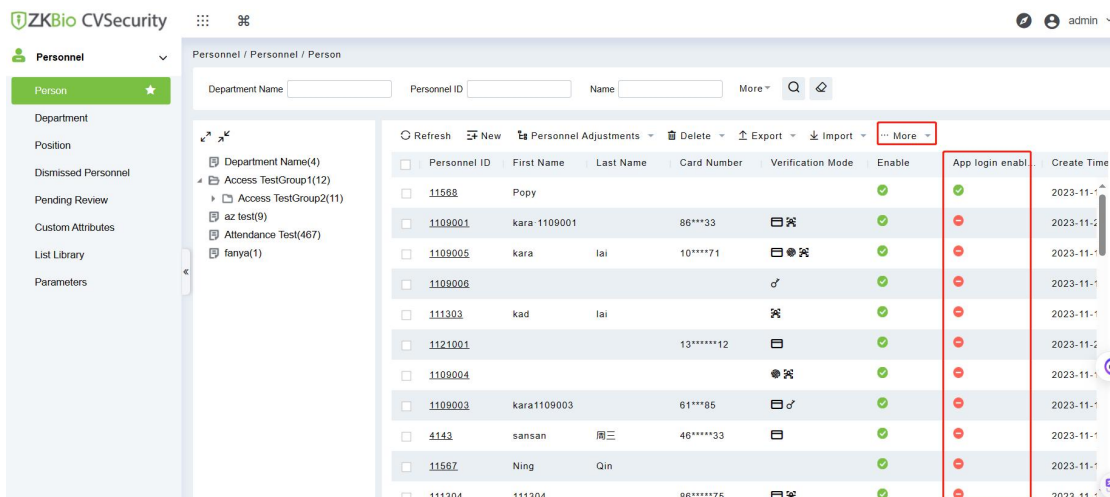


**Organization Name :**Scan the organization code you get before.

**Account & Password:**The personnel ID & password;Same account & password as zkbio cvsecurity web.

**Note :**

① Administrator needs to go to ZKBio CVSecurity web page, **Personnel ->Person ->**Select the person ->click **More ->Enable APP Login** before the person can use mobile APP.

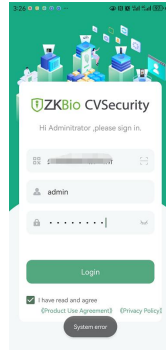


② Please make sure you have activated the licence for ZKBio CVSecurity APP;

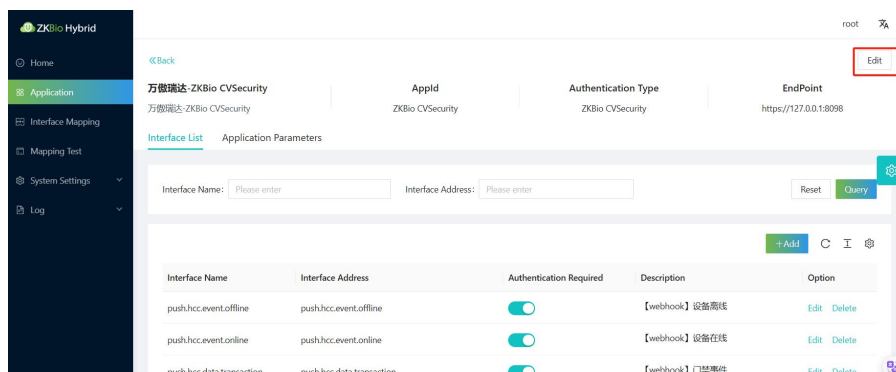
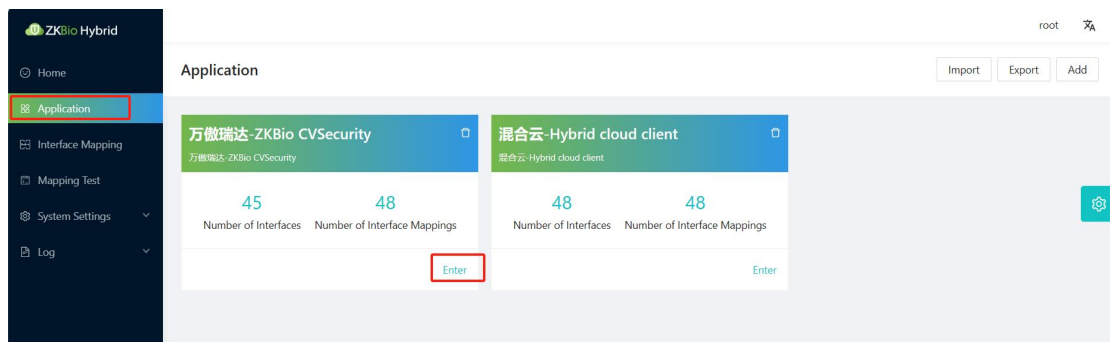
APP-Admin	Trial	1/1Points	2024-01-23
APP-Employee	Trial	5/5Points	2024-01-23

## 3.FAQ

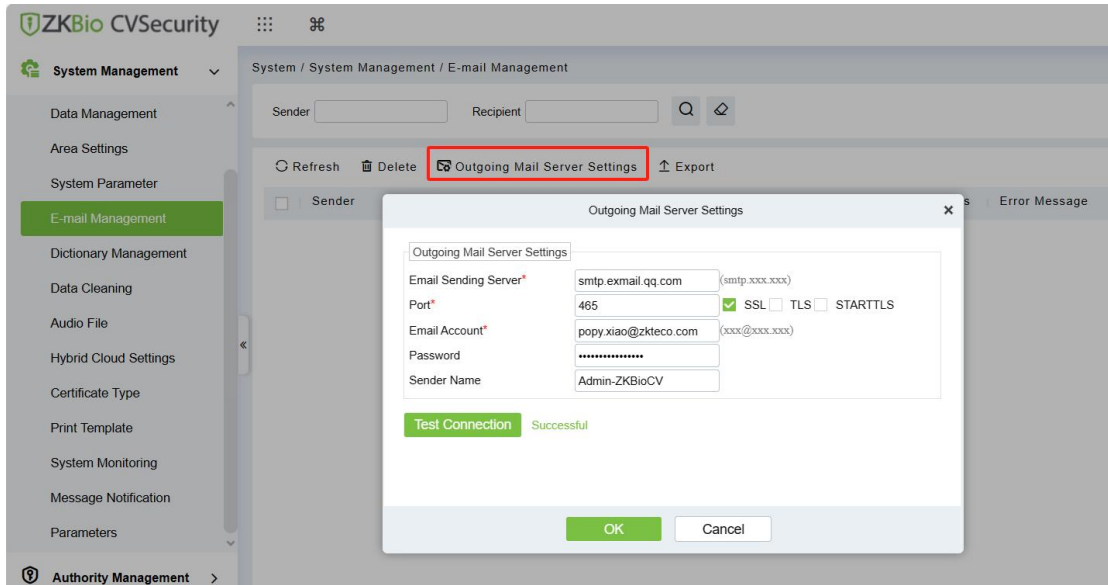
1.I have activated ZKBio Hybrid and installed ZKBio CVSecurity correctly, but I get a "System Error" when I log in.



**A :** Please login to **ZKBio Hybrid Client** ->**Application** ->Select ZKBio CVSecurity application, click "Enter" ->**Edit** ->**End point** : Change to your ZKBio CVSecurity server Address (please pay attention to http and https)



③ If you need to test the function of "visitor invitation", please configure the Email server firstly ,go to ZKBio CVSecurity Web page ->**System** -> **System Management** -> **E-mail Management**->**Out going mail server setting**.



Edit



\* Application Name

\* Endpoint

\* Authentication Type

Application Description

Cancel OK

2. When i test to use “visitor invitation”,there show “system error”,how can i do?

A:This is because visitor invitations require the use of the system's Email notification service, so you need to first configure the mail server on the **ZKBio CVSecurity web page->System ->System Management ->Email Management ->Outgoing mail server setting**

