



1. Application:

Thanks to its design, **AWO613** enclosure can be used both as a stand-alone component used for mounting of all DIN rail mounted devices and an element integrating electrical installations, e.g. CCTV, Access Control Systems (ACS), Intrusion Detection Systems (IDS), etc. The enclosure is designed for mounting of (depending on configuration):

1. Electric fuses of „S” type
2. Transformers of following series: **TRP, TRZ**
3. Power supplies of following series:
 - **PS-...**
 - **PSDC-...**
 - **PSDCSEP-...**
4. Built-in buffer power supplies of following series:
 - **PSB-...**
 - **PSG2-...**
 - **PWB-...**
5. MEAN WELL power supplies for DIN rail of following series:
 - **MDR, DR, HDR, EDR, NDR, SDR**
 - **DRP, DRH, WDR, TDR, DRC**
 - **DR-UPS40 (buffer module)**
 - **DRDN20, DRDN40, DR-RDN20 (redundant modules)**
6. MEAN WELL built-in power supplies of following series:
 - **RS, LRS, RD, RSP, HRP, QP, AD, ADD, SCP**

2. Product description

Enclosure on rear wall has holes for mounting 3 DIN rails, each 320mm long. Rails are mounted directly to enclosure or on plastic brackets that allow separate rail from wall by 20mm. Additionally, it has holes for mounting in rear wall TRP/TRZ series transformers and enclosed power supply units. Equipped with a tamper detecting opening enclosure. Enclosure is screwed from front, as standard option. Front of enclosure has an embossing for a lock, which allows to assembly a lock with the same code MR027 or with a different code MR008. Plastic 14mm spacers are added to enclosure, which allow moved it from wall, which allows entry cables to devices mounted in enclosure.

3. Mounting:

Enclosure should be mounted by a qualified installer, holding relevant (applicable and required for a given country) permits and licenses for low-voltage installations.

Enclosure (+PCB) shall be mounted in confined spaces with normal air humidity (RH=90% max. without condensation) and the temperature from -10°C to +40°C.

4 Technical parameters

TECHNICAL PARAMETERS	
Battery space	2 x 17Ah / 12V
Tamper switch protection	1 x microswitch: enclosure opening 0,5 A; 50 V DC max. NC – normally closed contacts Optionally: 1 x microswitch: detachment form wall, 0,5A; 50 V DC (required PKAZ067)
Enclosure: IP	IP 20
Operation temperature	Temperature: -10°C ÷ +40°C relative humidity 20%...90%, without condensation

Relative humidity RH – max	90 [%]
External dimensions of enclosure	W=375, H =586, D+D₂=151+14 [-/+2mm]
External dimensions of front panel	W₁=381, H₁=591 [+/- 2mm]
Distance of TH35 DIN rail from rear wall	D₂= 4 or 20 [+/- 1mm]
Number of DIN rails / length / number of „S” fields	3 / 320mm / 18
Material	Sheet steel DC01, thickness: 1 mm, anticorrosion protection, color: RAL 7035
Application	Inside, surface-mounted
Net/gross weight	6,354 / 6,974 [kg]
Notes	Optional: lockable (MR008 or MR027), distance from wall (mounting surface) – 14mm

Fig.2 Montaż szyn DIN na plastikowych wspornikach – 20mm (standard equipment)



Fig.2 Mounting DIN rails on plastic brackets - 20mm (standard equipment)


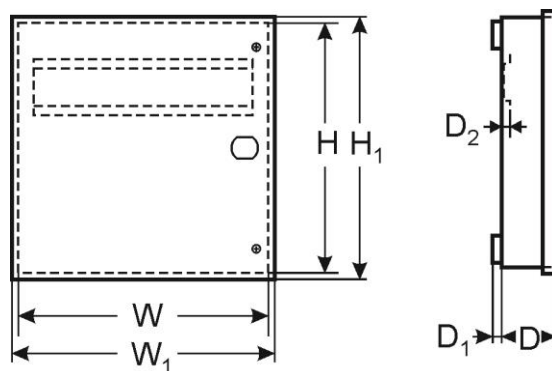




Fig.3 Possibility to mount a tamper detachable from wall (additional accessory required- PKAZ067)



Pulsar sp. j.

Siedlec 150, 32-744 Łapczyca, Poland
Tel. (+48) 14-610-19-40, Fax. (+48) 14-610-19-50
e-mail: biuro@pulsar.pl, sales@pulsar.pl
http:// www.pulsar.pl, www.zasilacze.pl