

Specification.

Installation Details.

Termination: 1 x 8 way terminal block.
Screw terminals for 0.28mm² to 2.5mm² wire conductor

EN54-3 Voltage Range: 24VDC (20VDC to 28VDC)
Operating Voltage Range: 9VDC to 30VDC*
Tone Current Consumption: See Sound output table.
Tone Synchronisation: Synchronised start.
Flash Rate: 1/Sec
Flash Current Consumption: 90mA @ 12VDC
40mA @ 24VDC

Operating Temperature: -15°C to +40°C
Case Material: ABS.
Environment Category: Type A
IP Rating:* Shallow Base IP45.
Deep Base IP66.

• ALL INSTALLATION TO BE CARRIED OUT BY A COMPETENT PERSON.

IP66 Deep Base Moulding (weatherproof).

• To maintain IP rating when using a Deep Base, use wall mounting bracket Part Number: MM08728. Do not drill fixing holes in deep base. Use suitably rated 20mm cable glands to fit cables or conduit via side knock-outs. Fit 'O'-Ring seal between lens and base.

Non-IP66 Deep Base.

• Knock out the conduit/cable gland holes in side of deep base.
• Fit conduit or 20mm cable glands then screw the base to the mounting surface or BESA box.

Shallow Base Moulding.

• Drill mounting holes in the bottom of Base for screw fixings.
• Route cable through rear hole or side knock-outs.
• Screw the base to the mounting surface or BESA box.

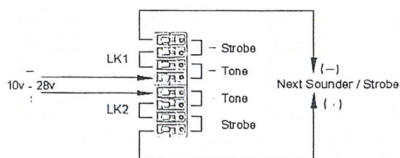
All fixings.

• Connect unit as shown in connection details (Left). Note: If independent supplies are required for the sounder and the beacon elements, remove LK1 and LK2.
• Place the Excel Lite onto the base and turn clockwise to retain.
• To remove the Excel Lite turn unit counter-clockwise.
• Where applicable, fit the security screw through the hole in the side of the lens assembly.

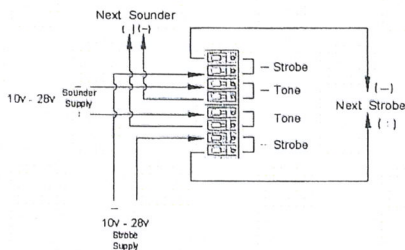
Units meets minimum requirements of IP21C Shallow Base & IP33C Deepbase in accordance with EN54-3

Connection Details

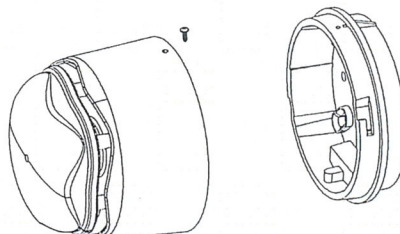
Common Supply (Default Condition)



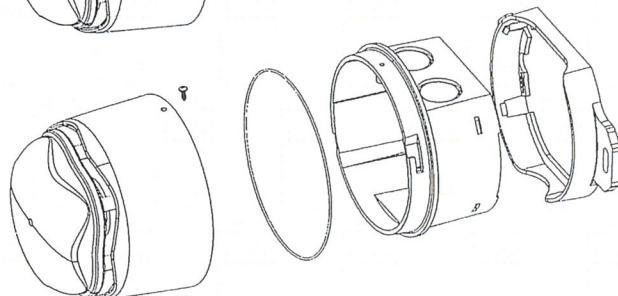
For independant supply remove LK1 & LK2



Shallow Base



Deep Base



Sound Output Table

No	Sound Frequencies & Patterns	Code 12345	Description	EN54-3 28Vdc see notes	Typ SPL@1m on axis		Typ Current mA	
					12V	24V	12V	24V
1	800Hz to 950Hz swept at 120Hz	00000	Banshee Buzz LF		94	100	6	12
2	800Hz to 950Hz swept at 9Hz	10000	Banshee Fast Sweep LF	97	94	100	6	12
3	800Hz to 950Hz swept at 3Hz	01000	Banshee Slow Sweep LF		94	100	6	12
4	Continuous at 900Hz	11000	Banshee Continuous LF		94	100	6	12
5	830Hz to 970Hz swept at 9Hz	00100	Banshee Fast Sweep LF (New)		93	100	6	12
6	800Hz to 970Hz swept at 1Hz	10100	Medium Sweep LF	97	94	100	6	12
7	Continuous at 950Hz	01100	Continuous LF		94	99	6	13
8	Intermittent at 950Hz 1 sec on, 1 sec off	11100	Back Up Alarm LF		93	99	6	14
9	Alternating 800Hz/1000Hz at 1Hz	00010	Alternate LF		94	100	6	13
10	800Hz to 1000Hz swept at 0.5 secs	10010	Medium Sweep LF		94	100	6	12
11	Alternating Tones 800/950Hz at 3Hz	01010	Alternate LF		94	101	6	12
12	2400Hz to 2900Hz at 120Hz	11010	Banshee Buzz HF		102	109	16	35
13	2400Hz to 2900Hz at 9Hz	00110	Banshee Fast Sweep HF		103	110	17	35
14	2400Hz to 2900Hz at 3Hz	10110	Banshee Slow Sweep HF		103	110	17	35
15	Continuous 2900Hz	01110	Banshee Continuous HF		103	109	19	39
16	2450Hz to 3100Hz swept at 9Hz	11110	Banshee Fast Sweep HF (New)		103	109	18	36
17	Intermittent at 2900Hz 1 sec on, 1 sec off	00001	Back Up Alarm HF		103	109	18	37
18	Alternating Tones 2400/2900 at 3Hz	10001	Alternate HF		104	110	17	36
19	500Hz rising to 1200Hz over 3.5 sec, silence 0.5 sec	01001	Slow Whoop	98	95	101	6	12
20	1200Hz falling to 500Hz over 1 sec, silence 10mS	11001	Din Tone (DK)	97	93	100	5	10
21	554Hz for 100mS and 440Hz for 400mS	00101	French Fire Sounder	93	90	96	4	7
22	420Hz repeating 0.625 sec on, 0.625 sec off	10101	Australian Alert Signal		89	94	3	6
23	500Hz to 1200Hz sweeping, 3.75 secs on, 0.25 secs off	01101	Australian Evacuation Signal		95	101	6	12
24	950Hz for 0.5 sec on, 0.5 sec off for 3 phases, silence for 1.5 secs	11101	US Temporal Tone LF		93	99	5	10
25	2900Hz for 0.5sec on, 0.5sec off for 3 phases, silence for 1.5 secs	00011	US Temporal Tone HF		103	109	13	27
26	Intermittent 660Hz 150mS on, 150mS off	10011	Swedish Tone (Fire)		90	96	3	6
27	Continuous 660Hz	01011	Swedish Tone (All Clear)		91	97	5	9
28	Intermittent 970Hz 500mS on, 500mS off	11011	ISO8201 LF		90	96	5	10
29	Intermittent 2900Hz 500mS on, 500mS off	00111	ISO8201 HF		103	109	13	27
30	Yodel 800Hz/1000Hz, 0.25sec	10111	BT Banshee (FP1063,1)		94	100	6	12
31	Continuous 1000Hz	01111	BT Banshee (FP1063,1)		88	94	6	14
32	Bell Tone	11111	Bell Tone		94	99	12	25

- Volume control providing up to 20dB attenuation. All Frequencies are nominal.
- Column EN54-3 shows tones approved under the Construction Product Directive.
- Specifications s¹* 1 with have not been verified to be EN54-3 compliant.
- EN54-3 output shown is the minimum expected SPL at the loudest point around the EN54-3 defined sounder axis when volume is set to maximum on shallow base.
- Polar diagram information is available in the technical manual 9001099MD available on request.

