

EN 12094-3:2003 Extinguishing Indoor and Outdoor Call Points

M3A / W3A Normally Open/ Normally Closed Contact Models

> Product Overview

KAC is the global leader in Call Points and has extended its comprehensive fire range with EN 12094-3:2003 approved extinguishing devices.

Offering unrivalled quality, reliability and ease of installation, the Call Point range is ideal for use with integrated gas extinguishing systems for the protection of high value assets in both commercial and industrial markets.

The Call Points can be used as part of a system to efficiently manage the release of any extinguishing gas in accordance with EN12094-3:2003.

The non-addressable Call Point range is designed for indoor (IP24D) and outdoor (IP67) applications making it suitable for a broad range of installation environments where water and dust are likely to be present.

Approved to EN 12094-3: 2003



> M3A & W3A Extinguishing Call Points - Benefits

Performance, installation efficiency and compliance with the latest standards are at the heart of the KAC Call Point range. The product provides a single pole changeover contact that may be configured for either normally open (NO) or normally closed (NC) operation. A hinged cover and a single operation glass element are supplied as standard.

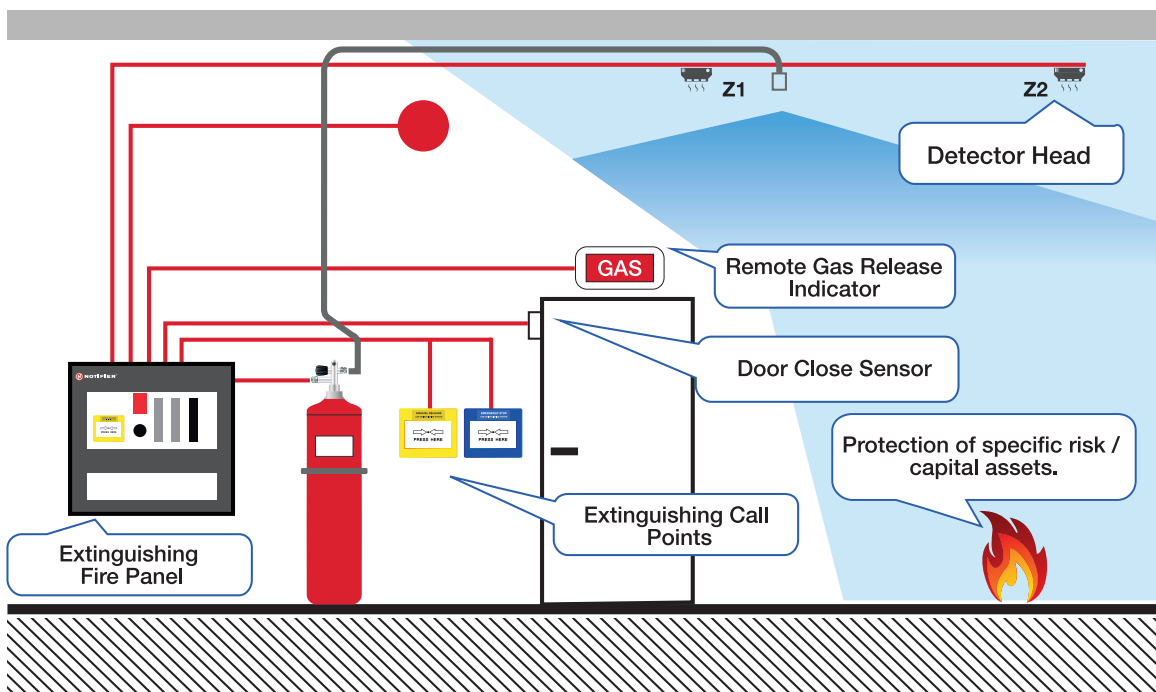
Simple, Fast, Flexible Installation

- First-Fix functionality saves commissioning time
- Easy cable access simplifies installation
- Range of installation options, for indoor (IP24D) and outdoor (IP67) applications

Quality, Reliability, Performance

- Independently verified by Bureau Veritas to EN 12094-3:2003
- High quality materials maximize operational life
- Modern aesthetics and compact design with anti-tamper features





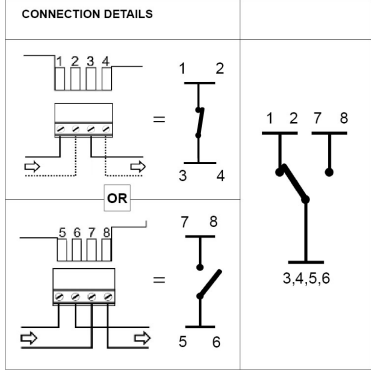
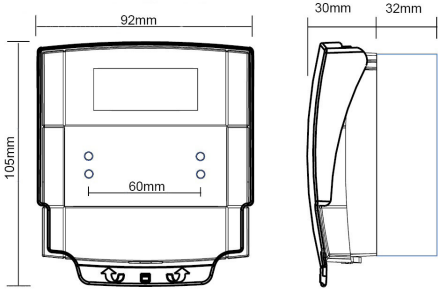
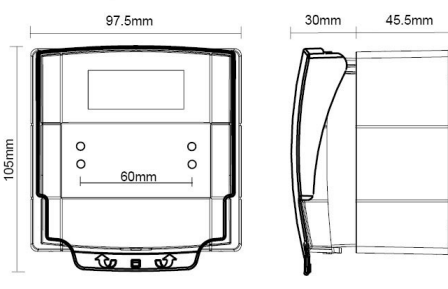
> Typical Application of a Gas Release System



KAC





M3A-W3A
DS-CP-014_05

> M3A & W3A Extinguishing Call Points – Technical Specification

Product Image				
Part Number	M3A-Y000SG-K013-65	M3A-B000SG-K013-66	W3A-Y000SG-K013-65	W3A-B000SG-K013-66
Function Marking	Manual Release	Emergency Stop	Manual Release	Emergency Stop
Range of Use	Indoor	Indoor	Outdoor	Outdoor
Mounting	Surface	Surface	Surface	Surface
Operating temperature range	-10°C to 55°C	-10°C to 55°C	-25°C to 70°C	-25°C to 70°C
Relative humidity	93% ±3% non condensing	93% ±3% non condensing	93% ±3% non condensing	93% ±3% non condensing
Ingress Protection	IP24D	IP24D	IP67	IP67
Maximum Voltage	30VDC	30VDC	30VDC	30VDC
Current rating (switch only)	2 Amps	2 Amps	2 Amps	2 Amps
Cable Termination	0.5-2.5 mm ²	0.5-2.5 mm ²	0.5-2.5 mm ²	0.5-2.5 mm ²
Connection details	<p>CONNECTION DETAILS</p> 			
Dimensions				
Materials	PC/ABS	PC/ABS	PC/ABS	PC/ABS

For RoHS, WEEE & REACH information, please see www.kac.co.uk





Out of Box Contents

M3A Indoor Call Point		W3A Outdoor IP67 Call Point	
			
Indoor call point, includes back box (x1)		Outdoor Call point, includes back box (x1)	
Plain hinged cover (x1)		Plain hinged cover (x1)	
Function marking pack (x1)		Function marking pack (x1)	
Installation pack containing test key & screws (x1)		Installation pack containing test key, screws & washers (x1)	
Installation data sheet (x1)		Installation data sheet (x1)	

Accessories

Model	Part Number
Pack of 10 Test Keys	SC070
Pack of 5 Glass Elements	KG1 x 5 (also available in packs of 10, 25 & 50)
Plain Hinged Cover	PS200

Ordering Information

Image	Code	Description	Function Marking
	M3A-B000SG-K013-66	Indoor Call Point, Blue, with hinged cover	Emergency Stop
	M3A-Y000SG-K013-65	Indoor Call Point, Yellow, with hinged cover	Manual Release
	W3A-B000SG-K013-66	Outdoor Call Point, Blue, with hinged cover	Emergency Stop
	W3A-Y000SG-K013-65	Outdoor Call Point, Yellow, with hinged cover	Manual Release

KAC

> Learn More: kac.co.uk