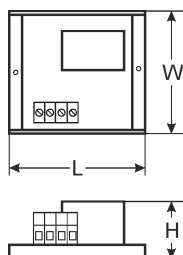
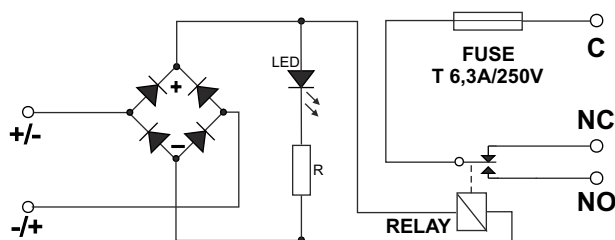



CODE: **AWZ 517** v.1.0/IV  
NAME: **PU1/HV/24V Relay module**

EN



## DESCRIPTION

The PU1/HV/24V (AWZ517) relay module is to be used in low-voltage installations. It is intended for controlling and status indication in e.g. alarm or access control systems. It may be used to control devices of high power consumption via OC outputs of alarm systems. Moreover, it ensures galvanic isolation of signals, power sources relating to the outputs of the module.

## SPECIFICATIONS

<b>Voltage of the relay's coil</b>	20÷32V DC/AC (-/+5%),
<b>Current of the relay's coil</b>	16,7mA@24VDC
<b>Resistance of coil</b>	1440 OHM (-/+10%)
<b>Power of coil</b>	400mW
<b>Number of relays</b>	1
<b>Voltage of the relay's contacts</b>	30VDC / 250VAC max.
<b>Current of the relay's contacts</b>	6A max.
<b>Contacts of relay</b>	C/NC/NO (leads $\Phi$ 2.05 mm: AWG 24-12)
<b>ON/OFF time</b>	15ms/8ms (-/+5%)
<b>Operating conditions</b>	2nd environmental class, -10°C÷ 40°C
<b>Enclosure</b>	open-frame design, IP00
<b>Dimensions</b>	L=70, W=43, H=23 [mm, +/-2]
<b>Net/gross weight</b>	0,04 / 0,06 [kg]
<b>Installation:</b>	installation tape or installation bolt x2
<b>Declarations, warranty</b>	CE, 2 year from the production date
<b>Notes</b>	leads on connections: $\emptyset$ 0,41÷1,63 (AWG 26-14), $\emptyset$ 0,51÷2,05 (AWG 24-12) - relay contacts