

## IUI-MAP0001-2 Touchscreen control panel

### Modular Alarm Platform 5000



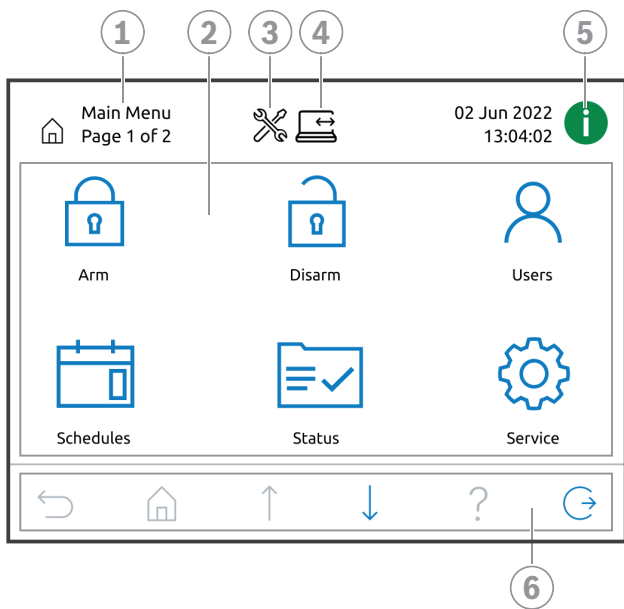
- ▶ Durable touch screen - 14 cm (5.7 in.) LCD with adjustable LED backlight
- ▶ Graphic interface (16-bit vivid color with 320 x 240 pixel resolution) consisting of intuitive icons and menus
- ▶ Language option, individually selectable by user
- ▶ Built-in speaker with adjustable volume
- ▶ No exposed components when accessing terminals; all wiring in base with snap-in terminal connections

This easy to use control center is an input device for the Modular Alarm Platform 5000 solution. Each control center has a vibrant color 14 cm (5.7 in.) LCD screen. The durable touch screen gives users access to system functions through an engaging interface with intuitive icons. Users directly touch the images on the screen to arm, disarm, or select other menu options. Text is shown in language based on the user's login.

**System overview**

**Control center graphic interface**

**Main menu - screen 1**



Element	Component	Description
1	Screen name	This information identifies the active screen.
2	Menu icons	These icons are used to perform tasks.
3	Installer mode icon	This icon indicates that the control panel is in installer mode.
4	RPS connected icon	This icon indicates that Remote Programming Software for MAP (RPS for MAP) is connected to the control panel.

Element	Component	Description
5	Information icon	This icon is used to view additional system information and to clear events, alarms or troubles. <b>Flashing red:</b> not yet cleared system events and alarms <b>Flashing yellow:</b> not yet cleared system troubles <b>Green:</b> no additional system information available
6	Navigation bar	These icons are used to navigate through the system, to find tasks or to view system information. Grayed out icons are not activated.

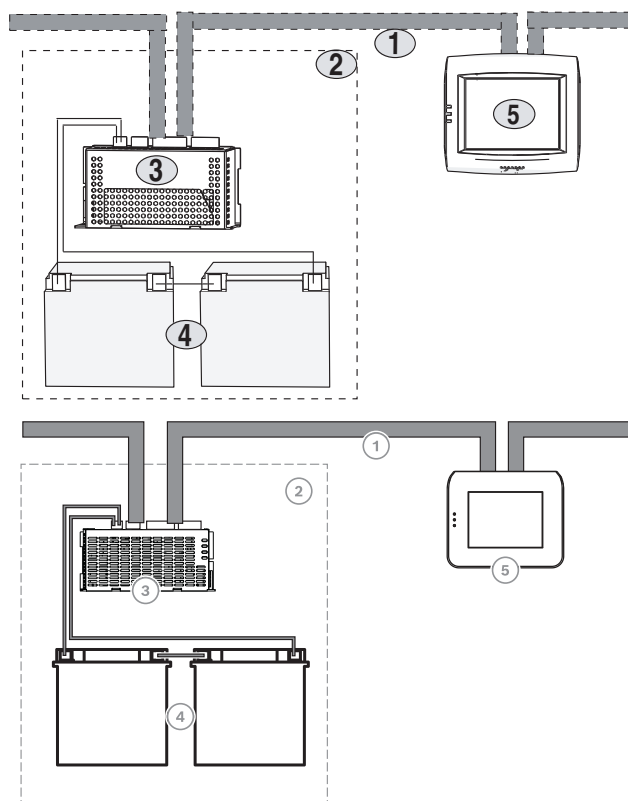
For further information on navigation, refer to the MAP Control Center User manual.

**System application**

Up to 32 control centers are supported on the Bosch Data Bus (BDB).

**Additional power**

To provide additional power for remote control centers, use the ICP-MAP0120 MAP Expansion Enclosure Kit (power supply application).



Element	Description
1	Bosch Data Bus (BDB)
2	ICP-MAP0120 MAP Expansion Enclosure Kit

Element	Description
3	IPP-MAP0005-2 MAP Power Supply 150W
4	Batteries: up to two 12 V, 18 Ah batteries connected in series
5	IUI-MAP0001-2 MAP Control Center

## Functions

### Touch Screen

The control center has a resistive touch screen, which allows the user to use it directly as an input device without the static nature of physical keys. This provides a more dynamic and intuitive interaction with graphics and icons.

The encapsulated electronic assembly protects against physical damage during handling and installation.

### Audible Tones

The control center has a speaker and generates the following tones:

- **Accepted Button Press Tone:** Acknowledges when a user makes a selection by pressing an image on the touch screen.
- **Invalid Tone:** Indicates if the user touches an inactive button image or an area without a button image.
- **Entry Delay Tone:** Notifies the user to disarm the system within a specified programmable time period.
- **Exit Delay Tone:** Notifies the user that the system is preparing to arm within a specified programmable time period.
- **Intrusion Alarm Tone:** Indicates an alarm condition.
- **Intrusion Supervisory Tone:** Indicates a supervisory point trouble condition.
- **Intrusion Trouble Tone:** Indicates a point trouble condition.
- **Chime Tone:** Indicates a point activation.
- **System Trouble Tone:** Indicates a system trouble condition such as a main power failure.

### Audio and visual controls

The control center has an integrated volume and brightness control. Because each control center is individually adjustable, changing the volume or brightness on one control center does not affect another control center on the same system. The volume adjustment only affects the volume of the control center, not the volume of alarms or trouble sounds.

### Languages

For each user, a preferred language is selected when the user is created. When the user logs in, the preferred language is used at the control center.

Up to 15 user-selectable languages: German, English, French, Dutch, Hungarian, Polish, Italian, Russian, Spanish, Czech, Portuguese, Latvian, Romanian, Lithuanian, and Ukrainian.

### Tamper Input

The control center enclosure has a built-in tamper switch to detect wall or cover removal.

## Regulatory information

Region	Regulatory compliance/quality marks	
Great Britain	UKCA	
Switzerland	VdS-SES	G111040
Germany	VdS-S	S 112016
	VdS	G111040 Class C
Europe	CE	
	EN50131	Grade 3
France	AFNOR	N1133400003A1 3 shields

## Installation/configuration notes

### Compatibility Information

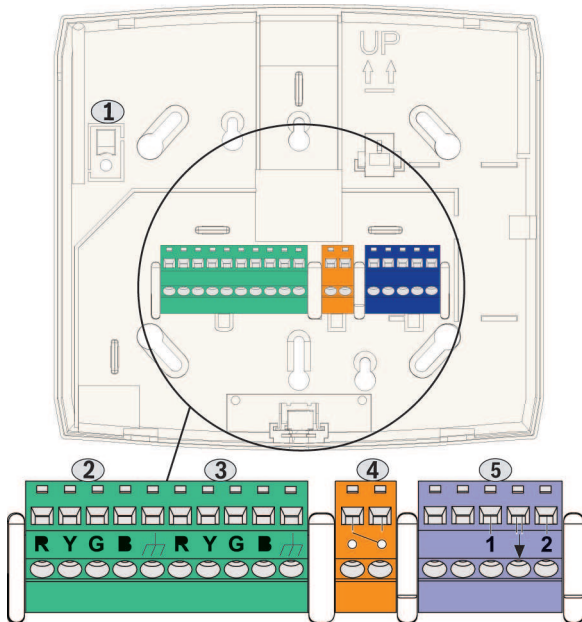
Control Panels    MAP 5000 main panels (ICP-MAP5000-2, ICP-MAP5000-COM, ICP-MAP5000-S, ICP-MAP5000-SC)

### Mounting Considerations

- Leave space at the bottom of the control center in order to unlock and open the plastic enclosure easily. A recommended amount of space is approximately 80 mm (3 in.).
- Do not mount the control center in a location exposed to direct sunlight. Direct sunlight can interfere with screen visibility.
- Do not mount the control center in damp locations.

### Terminals and Connectors

The control center has a plastic enclosure. The terminal blocks and system connectors attached to the base are accessible by removing the plastic cover.



The module has 17 terminals.

1. Wall tamper switch
2. Bosch Data Bus connector
3. Bosch Data Bus connector
4. Terminals for the relay output. Relay Form A Output (pin: 1-NO, 2-COM)
5. Terminals for the addressable inputs

### Parts included

Quantity	Component
1	IUI-MAP0001-2 MAP Control Center
1	Literature: Datasheet; User manual

### Technical specifications

#### Electrical

Minimum operating voltage in VDC	16
Maximum operating voltage in VDC	29
Rated voltage in VDC	28
Rated current in mA at 28 VDC	
Start-up	250

Alarm	175
Idle screen	100
Dark idle screen	60

#### Mechanical

Dimension in cm (H x W x D)	15.6 x 17.1 x 3.9
Weight in g	363
Housing material	ABS plastic
Color	white textured

#### Touchscreen

Type	TFT-LCD
Diagonal in cm	14
Aspect ratio	4 : 3
Resolution in pixels	320 x 240
Color depth	16-bit color
Backlight	white LED with adjustable brightness (active and idle)
Indicators	3 LEDs <ul style="list-style-type: none"> <li>• green: power</li> <li>• yellow: fault</li> <li>• red: alarm</li> </ul>
Connection type	4-wire Bosch data bus, 2 sets of terminals for daisy chain in/out wiring
Maximum number of control centers	32

#### Environmental

Minimum operating temperature in °C	-10
Maximum operating temperature in °C	55
Minimum storage temperature in °C	-20
Maximum storage temperature in °C	60
Minimum relative humidity in %	5
Maximum relative humidity in %	95
Protection class	IP31

Security level	IK06
Design type as per EN 50131	B
Environmental class	II EN50130-5, VdS 2110
Usage	indoor

### Ordering information

#### IUI-MAP0001-2 Touchscreen control panel

Graphical color touch screen with adjustable backlight;  
built-in speaker with adjustable volume

Order number **IUI-MAP0001-2 | F.01U.245.557**

### Services

#### EWE-MAPKPD-IW 12 mths wrty ext Touch Keypad 5000

12 months warranty extension

Order number **EWE-MAPKPD-IW | F.01U.352.305**

#### Represented by:

##### Europe, Middle East, Africa:

Bosch Security Systems B.V.  
P.O. Box 80002  
5600 JB Eindhoven, The Netherlands  
Phone: + 31 40 2577 284  
[www.boschsecurity.com/xc/en/contact/](http://www.boschsecurity.com/xc/en/contact/)  
[www.boschsecurity.com](http://www.boschsecurity.com)

##### Germany:

Bosch Sicherheitssysteme GmbH  
Robert-Bosch-Ring 5  
85630 Grasbrunn  
Tel.: +49 (0)89 6290 0  
Fax: +49 (0)89 6290 1020  
[de.securitysystems@bosch.com](mailto:de.securitysystems@bosch.com)  
[www.boschsecurity.com](http://www.boschsecurity.com)

##### North America:

Bosch Security Systems, LLC  
130 Perinton Parkway  
Fairport, New York, 14450, USA  
Phone: +1 800 289 0096  
Fax: +1 585 223 9180  
[onlinehelp@us.bosch.com](mailto:onlinehelp@us.bosch.com)  
[www.boschsecurity.com](http://www.boschsecurity.com)

##### Asia-Pacific:

Robert Bosch (SEA) Pte Ltd, Security Systems  
11 Bishan Street 21  
Singapore 573943  
Phone: +65 6571 2808  
Fax: +65 6571 2699  
[www.boschsecurity.com/xc/en/contact/](http://www.boschsecurity.com/xc/en/contact/)  
[www.boschsecurity.com](http://www.boschsecurity.com)