

# Free-standing 360° or 180° view and wall mounted TW beam towers

The TW, STW and STWM towers are suited for all OPTEX® AX and Smart Line™ (SL) wired, IP and wireless infrared beams models



## Concealing active infrared beams in towers increases the security and flexibility of perimeter protection systems.



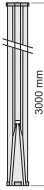



OPTEX Dual and Quad IR beams can be mounted directly on walls or poles, however by installing them in towers, it makes them less obvious. The number and height of the fitted beams becomes unknown to the potential intruders, enhancing this way the security level.

Additionally, the options to mount lighting or a fixed camera in a special housing on top of the towers allows a complete security system to blend nicely into its environment.

- Free standing models TW provide 360° unobstructed view for the beams, enabling back to back installation to cover a whole perimeter
- Free-standing STW models provides 180° view enabling side detection for sites where wall mount is not a possible or practical option
- Wall mounted STWM models features 180° view and flush mount
- 0.5m/1m/1.5m/2m/3m heights available
- Durable construction with extruded aluminium frame and acrylic materials
- Beams can be mounted at any height and direction in the tower
- Additional housing and fixings for lighting or fixed cameras available as options
- Anti-tamper and full fixing kit for the tower itself supplied
- Suitable for all wired, IP and wireless OPTEX AX and Smart Line (SL) models (consult us for the list of accessories needed)



# Tower part numbers

Beam tower cover	TW 360° free-standing towers		STW 180° free-standing towers		STWM 180° wall-mounting towers
					
130mm	254 mm 147,5 mm	254 mm 237 mm	182 mm 244 mm	219 mm 239 mm	127 mm 147,5 mm
<b>TW, STW &amp; STWM</b>	<b>TW</b>	<b>TW 300</b>	<b>STW</b>	<b>STW 300</b>	<b>STWM</b>

Ground mounting, 360°		Ground mounting, 180°		Wall mounting, 180° (Flush Mount)	
<b>TW50</b>	50cm 360° Beam Tower Floor	<b>STW050</b>	50cm 180° Beam Tower Floor	<b>STW050M</b>	50cm 180° Wall Mount Beam Tower
<b>TW100</b>	1m 360° Beam Tower Floor	<b>STW100</b>	1m 180° Beam Tower Floor	<b>STW100M</b>	1m 180° Wall Mount Beam Tower
<b>TW150</b>	1,5m 360° Beam Tower Floor	<b>STW150</b>	1,5m 180° Beam Tower Floor	<b>STW150M</b>	1,5m 180° Wall Mount Beam Tower
<b>TW200</b>	2m 360° Beam Tower Floor (standard height)	<b>STW200</b>	2m 180° Beam Tower Floor	<b>STW200M</b>	2m 180° Wall Mount Beam Tower
<b>TW300</b>	3m 360° Beam Tower Floor (lateral supports incl.)	<b>STW300</b>	3m 180° Beam Tower Floor	<b>STW300M</b>	3m 180° Wall Mount Beam Tower

## Fixing kit for the OPTEX beam set

Two models of beam support plates are available, and the selection will depend on the OPTEX beam models to be installed. Each kit mentioned below includes two plates, one for the transmitter and one the receiver.



### TWSAX

TWSAX is a kit of two plates, designed to mount the OPTEX AX-TN/TF beam models. Only one TWSAX kit is necessary per beam set.











### TWSSL

TWSSL is a kit of two plates, designed to mount the OPTEX Smart Line (SL) and the AX-TFR beam models. Only one TWSSL kit is necessary per beam set.



For wireless beams, an additional battery holder would be needed, please contact us for more information or consult our beam tower guide on our website.

## Common accessories

	<b>TWC</b> Tower head extension for CCTV camera (camera not included)		<b>TWE</b> Tower head extension for lighting (lighting bulb not included)		<b>TWH 24V</b> 12V or 24V, 250mA, non polarity heater		<b>TW FAN 12V/24V</b> 12V, 100mA fan (TW Fan 12V) 24V, 150mA fan (TW Fan 24V)
	<b>TWAA</b> Anti-climb tamper		<b>TWEB</b> Concrete Floor Bracket, for wetland, irregular, grass grounds		<b>TWT</b> Thermostat for heater		<b>TWT-50</b> Thermostat for fan (for high temperature)



**OPTEX (EUROPE) LIMITED**  
EMEA Headquarters  
T: +44 (0)1628 631 000  
Dubai branch  
T: +971 (0)4 501 53 94  
E: marketing@optex-europe.com  
www.optex-europe.com

**OPTEX Security SAS**  
(France, Germany, Austria, Switzerland and North Africa)  
OPTEX Security SAS  
T: +33 (0)4 37 55 50 50  
E: contact@optex-security.com  
www.optex-security.com

**OPTEX Security Sp. z o.o.**  
(Eastern Europe, CIS countries, Turkey)  
Optex Security Sp. z o.o.  
T: +48 (22) 598 06 60  
E: optex@optex.com.pl  
www.optex.com.pl

**OPTEX Technologies BV**  
(Benelux)  
OPTEX Technologies B.V.  
T: +31 70 4194100  
E: info@optex.eu  
www.optex.eu